

1970-71

SEATTLE SUPERSONICS

**OFFICIAL
PRESS GUIDE**

For Press, Radio and Television

50¢

Sonics 1969-70 Record vs. Opponents

ATLANTA		CINCINNATI		PHILADELPHIA	
	W L		W L		W L
Home	2 1	Home	3 0	Home	3 0
Road	0 4	Road	2 1	Road	2 0
Neutral	0 0	Neutral	0 0	Neutral	1 0
Total	2 5	Total	5 1	Total	6 0
BALTIMORE		DETROIT		PHOENIX	
	W L		W L		W L
Home	2 1	Home	2 0	Home	2 2
Road	1 1	Road	1 2	Road	1 1
Neutral	1 0	Neutral	0 1	Neutral	0 1
Total	4 2	Total	3 3	Total	3 4
BOSTON		LOS ANGELES		SAN DIEGO	
	W L		W L		W L
Home	0 3	Home	0 3	Home	2 0
Road	1 1	Road	0 3	Road	0 3
Neutral	0 1	Neutral	0 0	Neutral	0 1
Total	1 5	Total	0 6	Total	2 4
CHICAGO		MILWAUKEE		SAN FRANCISCO	
	W L		W L		W L
Home	1 2	Home	1 1	Home	3 1
Road	1 2	Road	0 3	Road	1 2
Neutral	1 0	Neutral	0 1	Neutral	0 0
Total	3 4	Total	1 5	Total	4 3
NEW YORK					
	W L				
Home	1 0				
Road	0 3				
Neutral	1 1				
Total	2 4				

Table of Contents

Club Directory	2
President Samuel Schulman	3
Chairman of Board Eugene Klein	3
Vice-President and Treasurer Irv Levin	4
Vice President Zollie Volchok	4
General Manager Bob Houberts	5
Public Relations Director Hal Childs	5
Promotion Director Dave Watkins	6
Trainer Jack Curran	6
Head Scout Henry Akin	6
Coack Lenny Wilkens	7
Draft Resume	8
1969-70 All Star Team	8
Sonics 1969-70 Record by Month	12
NBA Opponents	9-24
1969-70 Statistics	25-26
Team Records	27-28
Seattle Coliseum Records	28-31
Day by Day with Sonics	32-33
1969-70 Seattle Roster	34
1969-70 Seattle Schedule	35
Tom Black	36
Barry Clemens	37-38
Pete Cross	39
Jake Ford	40
Garfield Heard	41
Don Kojis	42-43
Tom Meschery	44-45
Bob Rule	46-47
Dick Snyder	48-49
Rod Thorn	50-51
Ten Best Home Crowds	51
Lenny Wilkens	52-53-54
Lee Winfield	55-56
All Time Sonics Roster	57-58
Year by Year Home Attendance	59
Year by Year Record	59
All Star Game Selections	59
All Time Sonic Leaders	59
Year by Year Sonic Leaders	60
1969-70 Home Attendance	61
NBA Records	62-66
Radio-Television	67
Sonic All Time Record vs. Opponents	68
Don Smith	Inside Back Cover

The 1970-71 edition of the Seattle SuperSonics Information Guide was compiled and edited by Hal Childs, Director of Public Relations.

Seattle SuperSonic Directory

President	—Samuel Schulman
Chairman of the Board	—Eugene Klein
Vice-President—Treasurer	—Irv Levin
Vice-President	—Zollie Volchok
General Manager	—Bob Houbregs
Coach	—Lenny Wilkens
Public Relations Director	—Hal Childs
Director Promotions and Group Sales	—Dave Watkins
Head Scout	—Henry Akin
Ticket Manager	—Sheila Rodgers
Trainer	—Jack Curran
Team Physicians	—Dr. Alex Grinstein Dr. Leo Rosellini
Team Dentists	—Dr. Jack Nichols Dr. Eugene Zuck
Orthopedic Consultant	—Dr. B. E. McConville
Home Arena	—Seattle Coliseum (Capacity 12,382)
Colors	—Green and Gold
Office Phone	—(Area Code 206) MAin 4-3404
Address	—158 Thomas Street Seattle, Washington 98109
Ticket Prices	—\$6, \$4.50, \$3.50 and \$2
Radio	—KOMO (1000 kc.) Bob Blackburn
Television	—KTNT-TV (Channel 11) Bob Blackburn

SuperSonic Management

SAMUEL SCHULMAN

President



Samuel Schulman is Vice Chairman of the Board of National General Corporation, in addition to serving as President of the Seattle SuperSonics.

He is also a Director of Great American Insurance Company, Bantam Books, Inc., Columbia Savings & Loan Association and Grosset & Dunlap, Inc.

Schulman serves on the Board of Trustees for the City of Hope, is on the Board of Trustees for Cedars of Sinai Hospital, a member of the District Attorney's Advisory Council for Los Angeles and is underwriting an Endowed Chair in Theatre Arts at Brandeis University.

He graduated from New York University and the Harvard Graduate School of Business Administration and established a Graduate Institute in Book Publishing at New York University.

EUGENE KLEIN

Chairman of the Board



Eugene Klein is President and Chairman of the Board of National General Corporation as well as Chairman of the Board of the Seattle SuperSonics.

Klein's first venture was in the automobile business, a highly successful endeavor, and in the late 1950's participated in the establishment of two of Los Angeles' larger financial institutions, Columbia Federal Savings and Loan Association and the San Fernando Valley Bank.

He was elected President of the National General Corporation in 1961 and that same year was elected director and President of Pyramid Savings and Loan Company, was elected to the board of directors of Stekol Petroleum Corporation and to the board of directors of Dymo Industries.

IRV LEVIN

Vice-President and Treasurer

Irv Levin, a graduate of the University of Illinois, has been active the past 22 years in various executive capacities in the exhibition, distribution and production phase of the motion picture industry.

In 1948, he became associated with Charles Kranz, who was operating an independent film exchange, and organized Kranz-Levin Pictures and Realart Pictures of California, Inc. This company developed into the largest independent film exchange operation in the United States.

Levin joined National General Corporation in 1961 and in 1967 was named president of NGC's distribution subsidiary. He presently heads all of the Company's entertainment operations, including the 290 theatres throughout the U.S. and Canada.



ZOLLIE VOLCHOK

Vice-President

Zollie Volchok, vice-president and member of the Board of Directors, serves as liaison between Sonic management and the Board of Directors.

Volchok is widely respected throughout the nation as a leading figure in the entertainment field. He was co-founder of Northwest Releasing, the largest presenter of talent in the United States and is presently assistant to the President of Sterling Recreation Organization.

Among Volchok's other activities are serving as an international officer of Variety Club and as a member of the University of Oregon Alumni Board of Directors.



BOB HOUBREGS

General Manager

Bob Houbregs brings a solid basketball background to his duties as General Manager.

He was the most honored player in the history of the University of Washington, being an All-Coast selection three years, an All-American as a junior and senior and in 1953, as a senior, the Helms Foundation Player of the Year.

Washington twice entered NCAA post-season play while Houbregs was starring at center, finishing third in the Western Regionals his sophomore year and third in the national finals his senior campaign.

After graduation from Washington, Houbregs signed with Milwaukee in the NBA and played five seasons before a back injury ended his playing career. In addition to Milwaukee, Houbregs played with Baltimore and the Pistons, both in Fort Wayne and Detroit.

Houbregs then served as assistant basketball coach to Tippy Dye at Washington during the 1958-59 season before joining Converse Rubber Company as director of sales and promotions for the Pacific Northwest, a position he held until taking over as Sonic General Manager on December 1, 1969.

SuperSonic Staff

HAL CHILDS

Public Relations Director

Hal Childs joined the Seattle SuperSonics in June, 1967 after serving six years as the Sports Publicity Director at the University of Oregon. While at Oregon, Childs received national awards for press box service and basketball press books.

Prior to his tenure at Oregon, Childs was Sports Publicity Director at Portland State College four years and was cited by the NAIA for his work while there.

Childs also has an extensive background in radio and television, with special emphasis on play-by-play sportscasting.



DAVE WATKINS

Director of Promotions and Group Sales

Dave Watkins joined the SuperSonics in October, 1968 in the capacity of Director of Promotions and Group Sales with additional responsibility in the area of season tickets.

It is significant that Sonic season ticket and group sales have risen substantially each year under his guidance.

Watkins is a graduate of the University of Washington, where he served as assistant Sports Information Director for two and one-half years and was sports editor of the UW Daily.



JACK CURRAN

Trainer

Jack Curran, one of the original members of the Seattle organization, begins his fourth season as trainer of the Sonics.

He is widely respected throughout his profession and is presently serving as Secretary-Treasurer of the NBA Trainers' Association.

Curran's background includes extensive experience in professional baseball and hockey. In baseball, Curran worked in the farm systems of the Kansas City Athletics, Baltimore Orioles and New York Yankees.



HENRY AKIN

Head Scout

Henry Akin begins his third season as head scout for the Sonics this winter and he has quickly established his ability to uncover promising talent.

He spent two years in the playing ranks in the NBA, one season each with New York and the Sonics, until arthritis of the legs forced his premature retirement.

Akin attended Troy, Michigan high school and played his collegiate basketball at Morehead State, where he earned Ohio Valley Conference All-Star rating.



LENNY WILKENS

Head Coach



After just one season of experience, Lenny Wilkens has firmly established himself as a coach of exceptional talent.

Wilkins, who once again will fill the dual role of player and coach, guided the Sonics to a 36-46 record, their best single season showing ever and had his team in playoff contention until the final day of the 1969-70 campaign.

The Sonic mentor had some adjusting to do in his new role during the early part of the season, but his coaching potential was obvious during the last half of the year, when the Sonics reeled off 21 wins in 36 starts and made a furious rush for a playoff berth.

"It was a tremendous experience for me," noted Wilkens. "I've been through it once now and am confident that I can coach in the NBA."

Wilkins admitted his first coaching season provided many valuable lessons. "Mainly in the area of dealing with people," stated Wilkens. "I already had a knowledge of basketball, but it was quite an experience looking at things through the eyes of a coach."

The Sonic coach has a knack of getting the most from his players and did an outstanding job of working with backcourt rookies Lucius Allen and Lee Winfield.

Wilkins' patience in bringing these two youngsters along was rewarded with solid performances by both rookies during the 1969-70 season.

Lenny, although burdened with the coaching responsibility, was just as classy as ever on the playing floor. In fact, he erased his own Sonic playmaking record with 683 assists and led the NBA in that category for the first time in his ten-year professional career.

He will continue to play a primary role for the Sonics on the floor, but is pointing to the day when he gradually eases out of the playing ranks into the sole responsibility of coaching.

"We started very slowly last season," said Wilkens, "and there's no doubt in my mind that slow start cost us a spot in the playoffs. You can take my word for it, we won't fall that far behind this year. The Sonics will be a contending team from the opening game."

SuperSonics Draft Resume

Expansion Draft

(The first Seattle team was built around these choices from established teams in the NBA. Players still with team are in bold face type.)

Baltimore: Ben Warley

Boston: Ron Watts

Chicago: Nate Bowman, George Wilson

Detroit: Dorie Murrey, Ron Reed

Los Angeles: Walt Hazzard

New York: Dave Deutsch, Henry Akin

Philadelphia: Bob Weiss

San Francisco: **Tom Meschery**, Bud Olsen

St. Louis: Richie Guerin, Tommy Kron, **Rod Thorn**

College Draft

1967-68: 1—Al Tucker, Oklahoma Baptist; 2—Bob Rule, Colorado State; 3—Sam Singleton, Omaha; 4—Larry Bunce, Utah State; 5—Plummer Lott, Seattle.

1968-69: 1—Bob Kauffman, Guilford; 2—Art Harris, Stanford; 3—Jeff Ockel, Utah; 4—Ed Johnson, Tennessee A & I; 5—Henry Logan, Western Carolina.

1969-70: 1—Lucius Allen, UCLA; 2—Ron Taylor, USC; 3—Leroy Winfield, North Texas State; 4—Hal Booker, Cheyney State; 5—Jerry King, Louisville.

1970-71: 1—Jim Ard, Cincinnati; 2—Jake Ford, Maryland State; 3—Pete Cross, USF; 4—Garfield Heard, Oklahoma; 5—Boyd Lynch, Eastern Kentucky.

1969-70 NBA All-Star Team

1st Team

Bill Cunningham (Philadelphia)

Connie Hawkins (Phoenix)

Willis Reed (New York)

Jerry West (Los Angeles)

Walt Frazier (New York)

2nd Team

John Havlicek (Boston)

Gus Johnson (Baltimore)

Lew Alcindor (Milwaukee)

Lou Hudson (Atlanta)

Oscar Robertson (Cincinnati)

1969-70 NBA All-Rookie Team

Lew Alcindor (Milwaukee)

Bob Dandridge (Milwaukee)

Jo Jo White (Boston)

Dick Garrett (Los Angeles)

Mike Davis (Baltimore)

NBA OPPONENTS

ATLANTA HAWKS

Chairman of the Board — Thomas G. Cousins
 President — Robert W. Cousins
 Secretary — Jack P. Ashmore
 Treasurer — Robert P. Hunter
 Consultant — Robert H. Kent
 Head Coach — Richie Guerin
 Scouting Director — Gene Tormohien
 Business Manager — Irv Gack
 Director of Public Relations — Tom McCollister
 Director of Broadcasting — Skip Caray
 Advertising Sales — Susan Hock
 Team Physicians — Dr. Joseph Dimon
 — Dr. Charlie Harrison

Trainer — Joe O'Toole
 Home Court — Alexander Memorial Coliseum
 (Capacity 6,966)

Colors — Royal Blue, White and Lime Green
 1969-70 Record — W-48 L-34
 Finish — 1st in Western Division
 Playoff Record — Won in Western Division semi-finals
 over Chicago, 4 games to 1

— Lost in Western Division finals
 to Los Angeles, 4 games to 0
 Address — 148 Cain Street, N.E.
 Phone — (Area Code 404) 688-4600

1969-70 Atlanta Scoring vs. Sonics

	G	MIN	FG	Pct.	FT	Pct.	REB	AST	PF	TP	AVG.
Hudson	7	286	65-132	.492	34-41	.829	41	36	18	164	23.4
Caldwell	7	214	67-126	.532	24-32	.750	33	30	21	158	22.6
Davis	7	255	50-88	.568	30-48	.792	74	20	29	138	19.7
Hazzard	7	252	48-104	.462	30-35	.857	33	54	23	126	18.0
Bridges	7	296	45-83	.542	33-48	.688	108	27	24	123	17.6
Bellamy	6	132	27-50	.540	8-14	.571	36	9	16	62	10.3
Gregor	6	166	22-60	.367	6-11	.545	35	8	19	50	8.3
Beard	6	67	8-21	.381	9-11	.818	5	10	11	25	4.2
Ohl	6	64	8-24	.333	7-9	.778	5	6	6	23	3.8
Newmark	5	34	6-11	.545	2-2	1.000	9	2	8	14	2.8
O'Malley	2	5	1-5	.200	0-3	.000	1	0	2	2	1.0

Sonics vs. Hawks

At Seattle
 Sunday, Nov. 29
 Friday, Feb. 5
 Tuesday, Mar. 2

At Atlanta
 Saturday, Dec. 5
 Wednesday, Jan. 20

BALTIMORE BULLETS

President — Abe Pollin
 Executive Vice-President — Jerry Sachs
 Coach — Gene Shue
 Assistant Coach — Bob Ferry
 Public Relations Director — Jim Henneman
 Director of Sales — Russ Gibson
 Director of Promotion Sales — Hymie Perlo
 Trainer — Skip Feldman
 Team Physicians — Dr. Kenneth Spence
 — Dr. Scott Decker
 Consulting Physical Therapist — Bill Neill
 Consulting Dentist — Dr. Robert Fleishman
 Home Court — Civic Center (Capacity 12,289)
 Colors — Orange, White and Blue
 1969-70 Record — W-50 L-32
 Finish — 3rd in Eastern Division
 Playoff Record — Lost to New York in Eastern Division
 semi-finals, 4 games to 3
 Address — Civic Center
 Phone — (Area Code 301) 837-7444

1969-70 Baltimore Scoring vs. Sonics

	G	MIN	FG	Pct.	FT	Pct.	REB	AST	PF	TP	AVG.
Monroe	6	242	54-131	.412	42-51	.824	22	33	22	150	25.0
Loughery	4	158	36-86	.419	17-18	.944	13	28	13	89	22.3
Johnson	6	242	54-121	.446	8-10	.800	86	21	24	116	19.3
Unsold	6	237	44-89	.494	23-34	.676	118	15	19	111	18.5
Marin	6	208	40-82	.488	30-34	.882	37	19	14	110	18.3
Scott	6	142	26-56	.464	15-18	.833	39	10	17	67	11.2
Miles	5	93	18-26	.692	12-17	.706	14	4	12	48	9.6
Davis	5	91	15-37	.405	15-21	.714	7	6	17	45	9.0
Ellis	5	56	8-19	.421	0-0	.000	23	0	13	16	3.2
Carter	6	56	2-16	.125	8-11	.727	8	6	7	12	2.0
Heaney	1	1	0-0	.000	0-0	.000	0	0	1	0	0.0

Sonics vs. Bullets

At Seattle
 Thursday, Jan. 14 (UW)
 Sunday, Jan. 17 (UW)
 Sunday, Mar. 14 (UW)

At Baltimore
 Friday, Dec. 4
 Tuesday, Jan. 5

BOSTON CELTICS

Chairman of the Board — E. E. Erdman
 President — John J. Waldron
 General Manager — Red Auerbach
 Secretary — Richard Lynch
 Treasurer — William Cullen
 Vice President — Barry Mendelson
 Assistant General Manager — Jeff Cohen
 Coach — Tom Heinsohn
 Publicity Director — Howie McHugh
 Promotions Director — Warren Shanahan
 Ticket Manager — V. James McAloon
 Trainer — Joe DeLauri
 Team Physician — Dr. Thomas Silva
 Team Dentist — Dr. Samuel Kane
 Equipment Manager — Walter Randall
 Home Court — Boston Garden (Capacity 15,128)
 Colors — Green and White
 1969-70 Record — W-34 L-48
 Finish — 6th in Eastern Division
 Playoff Record — Did not qualify
 Address — North Station
 Boston, Mass. 02114
 Phone — (Area Code 617) 523-6050

1969-70 Boston Scoring vs. Sonics

	G	MIN	FG	Pct.	FT	Pct.	REB	AST	PF	TP	AVG.
Havlicek	6	254	58-113	.513	46-62	.742	52	34	13	162	27.0
Nelson	6	172	41-72	.569	18-30	.600	51	16	18	100	16.7
Siegfried	6	183	35-68	.515	22-24	.917	13	27	15	92	15.3
Howell	6	136	30-73	.411	23-27	.852	33	8	18	83	13.8
White	6	144	31-74	.419	11-11	1.000	13	16	16	73	12.2
Finkel	6	125	29-59	.492	8-11	.727	51	6	19	66	11.9
Barnes	4	53	12-26	.462	8-10	.800	21	4	15	32	8.0
Kuberski	4	75	11-24	.458	8-10	.800	24	3	10	30	7.5
Sanders	4	76	8-24	.333	13-13	1.000	20	4	8	29	7.3
Bryant	4	74	9-17	.529	4-6	.667	10	14	11	22	5.5
Johnson	5	95	10-21	.476	5-7	.714	16	4	9	25	5.0
Chaney	4	53	6-18	.333	5-6	.833	8	4	6	17	4.3

Sonics vs. Celtics

At Seattle
 Saturday, Oct. 17
 Saturday, Dec. 26

At Boston
 Friday, Nov. 6
 Wednesday, Dec. 9
 Wednesday, Jan. 6

BUFFALO BRAVES

President —Philip J. Ryan
 General Manager —Eddie Donovan
 Coach —Dolph Schayes
 Trainer —Jerry McCann
 Public Relations Director —Jerry Kissel
 Ticket Director —Elinor Bullard
 Home Court —Memorial Auditorium (Capacity 12,500)
 Colors —Blue, Red and Gold
 1969-70 Record Expansion team
 Address Hotel Statler Hilton
 Phone (Area Code 716) 854-7407

Sonics vs. Braves

At Seattle	At Buffalo	Neutral
Thursday, Jan. 28	Wednesday, Nov. 4	Monday, Nov. 16
	Friday, Jan. 8	at Portland

Sonics 1969-70 Record by Months

OCTOBER		DECEMBER		FEBRUARY	
W	L	W	L	W	L
Home1	2	Home6	2	Home8	2
Road0	4	Road1	6	Road3	2
Neutral0	0	Neutral1	1	Neutral0	2
Total1	6	Total8	9	Total11	6
NOVEMBER		JANUARY		MARCH	
W	L	W	L	W	L
Home3	4	Home2	3	Home2	1
Road2	6	Road2	4	Road2	4
Neutral0	0	Neutral2	3	Neutral1	0
Total5	10	Total6	10	Total5	5
SEASON					
	W	L			
Home	22	14			
Road	10	26			
Neutral	4	6			
Total	36	46			

CHICAGO BULLS

Chairman of the Board —Edgar J. Higgins
 President —Elmer Rich, Jr.
 General Manager —Pat Williams
 Vice-President —Newton P. Frye, Jr.
 Vice-President —Harold M. Mayer
 Coach —Dick Motta
 Public Relations Director —Ben Bentley
 Trainer —Dr. Robert Biel
 Director of Group Sales —Dick Gonski
 Director of Scouting —Jerry Krause
 Team Physician —Dr. David Bachman
 Accountant —Judy Kane
 Equipment Manager —Jim Schmidt
 Home Court —Chicago Stadium (Capacity 17,374)
 Colors —Red and White
 1969-70 Record —W-39, L-43
 Finish —3rd (tie) in Western Division
 Playoff Record —Lost in Western Division semi-finals to Atlanta, 4 games to 1
 Address —The Sheraton, 505 N. Michigan Ave.
 Phone —(Area Code 312) 644-4350

1969-70 Chicago Scoring vs. Sonics

	G	MIN	FG	Pct.	FT	Pct.	REB	AST	PF	TP	AVG.
Walker	7	268	60-129	.465	50-65	.769	63	24	15	170	24.3
Haskins	7	274	57-134	.425	29-33	.879	46	46	23	143	20.4
Love	7	260	42-112	.375	42-47	.894	62	12	26	126	18.0
Sloan	5	168	31-66	.470	17-29	.586	30	12	13	79	15.8
Boerwinkle	7	199	30-60	.500	8-15	.533	89	21	19	68	9.7
Weiss	7	200	27-59	.458	11-16	.688	17	25	19	65	9.3
Wesley	7	137	18-75	.240	18-24	.750	44	7	19	54	7.7
Baum	1	5	3-6	.500	0-0	.000	2	0	1	6	6.0
Kauffman	5	70	10-22	.455	8-13	.615	20	8	11	28	5.6
Manning	5	65	11-42	.262	0-0	.000	17	2	11	22	4.4
Tucker	2	16	3-4	.750	1-1	1.000	4	1	1	7	3.5
Petersen	3	13	2-7	.286	3-4	.750	2	2	2	7	2.3
Halimon	3	37	1-8	.125	5-9	.556	3	5	4	7	2.3

Sonics vs. Bulls

At Seattle	At Chicago
Saturday, Oct. 31	Tuesday, Nov. 3
Wednesday, Dec. 30	Tuesday, Feb. 2
Saturday, Feb. 27	

CINCINNATI ROYALS

Chairman of the Board —Max W. Jacobs
 President —Carl W. Rich
 General Counsel —Ambrose H. Lindhorst
 Secretary —Andrew Hopple
 General Manager —Joe Axelson
 Business Manager —Elise Childers
 Coach —Bob Cousy
 Assistant General Manager —Larry Staverman
 Ticket Manager —Margie Meyers
 Public Relations Director —Roger Ruhl
 Chief Scout —Draff Young
 Team Physician —Dr. Edward J. Zenni
 Trainer —Joe "Doc" Keefe
 Equipment Manager —Rich Morgan
 Home Court —Cincinnati Gardens (Capacity 11,650)
 Colors —Red, Royal Blue and White
 1969-70 Record —W-36, L-46
 Finish —5th in Eastern Division
 Address —Cincinnati Gardens
 2250 Seymour Avenue
 Phone —(Area Code 513) 731-6060

1969-70 Cincinnati Scoring vs. Sonics

	G	MIN	FG	Pct.	FT	Pct.	REB	AST	PF	TP	AVG.
Robertson	5	220	55-100	.550	43-53	.811	30	37	13	153	30.6
Van Arsdale	5	201	42-104	.404	31-37	.838	27	7	21	115	23.0
Dierking	6	197	44-112	.393	22-28	.786	50	14	26	110	18.3
Foster	5	134	25-60	.417	13-17	.765	17	4	11	63	12.6
Green	6	157	29-45	.644	14-27	.519	36	5	17	72	12.0
Gilliam	3	73	12-22	.545	5-5	1.000	14	16	11	29	9.7
Van Lier	6	232	22-58	.379	11-16	.688	36	55	27	55	9.2
Turner	5	76	17-28	.607	6-9	.667	12	5	13	40	8.0
Rackley	4	68	12-23	.522	4-8	.500	14	2	19	28	7.0
Anderzunas	3	32	7-14	.500	0-2	.000	12	0	4	14	4.7
King	4	26	4-8	.500	4-6	.667	4	4	5	12	3.0
Cousy	1	12	0-2	.000	0-0	.000	1	5	1	0	0.0

Sonics vs. Royals

At Seattle
 Friday, Jan. 22
 Thursday, Feb. 11

At Cincinnati
 Wednesday, Oct. 28
 Wednesday, Dec. 2
 Saturday, Jan. 9

CLEVELAND CAVALIERS

President —Nick Mileti
 Operations Manager —Stephen Zayac, Jr.
 Coach —Bill Fitch
 Assistant Coach —Jim Lessig
 Sales Director —Thomas J. Embrescia
 Public Relations Director —Bob Brown
 Trainer —Ron Culp
 Home Court —Cleveland Arena (Capacity 11,000)
 Colors —Cavalier Wine and Gold
 1969-70 Record —Expansion Team
 Address —3717 Euclid Avenue
 Phone —(Area Code 216) 361-3711

Sonics vs. Cavaliers

At Seattle
 Friday, Nov. 13
 Wednesday, Feb. 24

At Cleveland
 Sunday, Nov. 8
 Wednesday, Feb. 3

DETROIT PISTONS

President —Fred Zollner
 General Manager —Edwin E. Coil
 Coach —Bill van Breda Kolff
 Scout —Paul Seymour
 Director of Public Relations —George Maskin
 Director of Promotions —William Rodgers
 Box Office Manager —Ignatius D. Sullivan
 Trainer —Harold L. Shockro
 Team Physician —Dr. Russell Wright
 Team Dentist —Dr. Henry Berris
 Home Court —Cobo Arena (Capacity 11,009)
 Colors —Red, White and Blue
 1969-70 Record —W-31, L-51
 Finish —7th in Eastern Division
 Playoff Record —Did not qualify for playoffs
 Address —202 Michigan Avenue
 Phone —(Area Code 313) 962-7844

1969-70 Detroit Scoring vs. Sonics

	G	MIN	FG	Pct.	FT	Pct.	REB	AST	PF	TP	AVG.
Bing	5	193	44-102	.431	28-43	.651	21	34	15	116	23.2
Walker	6	191	48-86	.558	23-31	.742	18	16	24	119	19.8
Moore	6	177	31-66	.470	20-34	.588	63	7	16	82	13.7
Dischinger	6	158	23-50	.460	34-44	.773	32	12	18	80	13.3
Komives	6	164	28-62	.452	11-15	.733	8	23	16	67	11.2
Mueller	6	187	25-59	.424	15-25	.600	45	18	10	65	10.8
MeLemore	6	133	18-45	.400	10-11	.909	33	10	16	46	7.7
Hewitt	5	71	7-18	.389	2-5	.400	14	2	15	16	3.2
Quick	2	4	1-2	.500	0-0	.000	0	0	1	2	1.0
Long	4	12	1-2	.500	0-0	.000	0	2	3	2	0.5

Sonics vs. Pistons

At Seattle
 Wednesday, Oct. 14
 Thursday, Mar. 11 (UW)

At Detroit
 Monday, Oct. 26
 Tuesday, Jan. 19

LOS ANGELES LAKERS

President —Jack Kent Cooke
 Executive Assistant —J. Edward Fitkin
 Secretary-Treasurer —James Lacher
 General Manager —Fred Schaus
 Coach —Joe Mullaney
 Publicity Director —Jim Brochu
 Public Relations —Dick White
 Director of Sales —Bill Thompson
 Director of Advertising —Dan Avey
 Ticket Manager —Jim Ryan
 Forum General Manager —Jim Appell
 Promotions Director —Jim Harkins
 Team Physician —Dr. Robert M. Kerlan
 Team Dentist —Dr. Larry Paben
 Trainer —Frank O'Neill
 Home Court —The Forum (Capacity 17,509)
 Colors —Forum Blue and Gold
 1969-70 Record —W-46, L-36
 Finish —2nd in Western Division
 Playoff Record —Won in Western Division semi-finals over Phoenix, 4 games to 3.
 —Won in Western Division finals over Atlanta, 4 games to 0.
 —Lost in Championship series to New York, 4 games to 3.
 Address —3900 West Manchester Blvd.
 Inglewood, California 90306
 Phone —(Area Code 213) 674-6000

1969-70 Los Angeles Scoring vs. Sonics

	G	MIN	FG	Pct.	FT	Pct.	REB	AST	PF	TP	AVG.
Chamberlain	2	86	28-49	.571	7-19	.368	41	14	4	63	31.5
West	6	223	68-120	.567	37-48	.771	26	48	7	173	28.8
Baylor	3	118	28-46	.609	13-17	.765	23	31	4	69	23.0
Hairston	6	194	43-72	.597	34-41	.829	65	10	18	120	20.0
Counts	6	145	34-64	.531	17-24	.708	41	13	19	85	14.2
Egan	6	165	27-60	.450	17-22	.773	10	26	17	71	11.8
Garrett	4	119	17-51	.333	8-8	1.000	12	12	14	42	10.5
McCarter	3	58	10-26	.385	7-8	.875	6	11	4	27	9.0
Roberson	6	135	20-38	.526	5-13	.385	49	6	18	47	7.8
Erickson	6	158	16-49	.327	3-6	.500	23	19	15	35	5.8
Tresvant	3	30	7-10	.700	1-2	.500	8	3	3	15	5.0
Lynn	4	25	3-9	.333	5-8	.625	10	1	5	11	2.8

Sonics vs. Lakers

At Seattle
 Thursday, Nov. 19
 Friday, Dec. 11
 Saturday, Mar. 6

At Los Angeles
 Sunday, Nov. 22
 Friday, Jan. 29
 Friday, Feb. 26

MILWAUKEE BUCKS

Chairman of the Board —Wesley D. Pavalon
 Vice-Chairman of the Board —Marvin L. Fishman
 President —Ray A. Patterson
 Secretary —Gerald J. Kahn
 Treasurer —Gilbert Palay
 Head Coach —Larry Costello
 Administrative Assistant —Tom Nissalke
 Administrative Assistant —Wayne Embry
 Broadcaster —Eddie Doucette
 Director of Publicity —Jim Foley
 Business Manager —Ted Herpel
 Ticket Coordinator —Cathy Bartley
 Trainer —Arnie Garber
 Home Court —Milwaukee Arena (Capacity 10,746)
 Colors —Forest Green, White and Red
 1969-70 Record —W-56, L-26
 Finish —2nd in Eastern Division
 Playoff Record —Won in Eastern Division semi-finals over Philadelphia, 4 games to 1
 —Lost in Eastern Division finals to New York, 4 games to 1

1969-70 Milwaukee Scoring vs. Sonics

	G	MIN	FG	Pct.	FT	Pct.	REB	AST	PF	TP	AVG.
Alcindor	6	240	74-130	.569	39-66	.591	79	17	25	187	31.2
Robinson	6	190	54-107	.505	24-27	.889	20	32	19	132	22.0
McGlocklin	6	195	38-69	.551	16-19	.842	24	26	11	92	15.3
Dandridge	6	147	34-65	.523	19-27	.704	36	26	14	87	14.5
Chappell	5	113	28-64	.438	8-15	.533	32	7	11	64	12.8
D. Smith	6	152	25-46	.543	10-10	1.000	59	8	20	60	10.0
G. Smith	6	142	22-46	.478	8-12	.667	41	16	15	52	8.7
Crawford	6	114	21-46	.457	6-11	.545	21	19	9	48	8.0
Cunningham	6	48	7-17	.412	1-3	.333	19	4	6	15	2.5
Greacen	2	21	2-11	.182	1-5	.200	7	3	3	5	2.5
Arthurs	1	9	1-4	.250	0-2	.000	3	0	3	2	2.0
Rodgers	5	59	2-10	.200	3-6	.500	2	22	4	7	1.4

Sonics vs. Bucks

At Seattle
 Sunday, Dec. 13
 Friday, Feb. 19
 Thursday, Mar. 18 (UW)

At Milwaukee
 Sunday, Oct. 25
 Monday, Jan. 4
 Monday, Mar. 8

NEW YORK KNICKERBOCKERS

Chairman —Irving Mitchell Felt
 President —Edward S. Irish
 Vice President —Edwin M. Ost, Jr.
 Vice President —C. Charles Jowaiszas
 Secretary —John C. Diller
 Treasurer —Stuart B. Freeman
 General Manager/Coach —Red Holzman
 Assistant General Manager and Director of Public Relations —Frank Blauschild
 Director of Publicity —James Wergeles
 Chief Scout —Dick McGuire
 Trainer —Dan Whelan
 Team Physician —Dr. Andrew H. Patterson
 Home Court —Madison Square Garden (Capacity 19,500)
 Colors —Blue, Orange and White
 1969-70 Record —W-60 L-22
 Finish —1st in Eastern Division
 Playoff Record —Won in Eastern Division semi-finals over Baltimore, 4 games to 3
 —Won in Eastern Division finals over Milwaukee, 4 games to 1
 —Won in Championship Series over Los Angeles, 4 games to 3
 —4 Pennsylvania Plaza
 —(Area Code 212) 594-6600

Address
 Phone

1969-70 New York Scoring vs. Sonics

	G	MIN	FG	Pct.	FT	Pct.	REB	AST	PF	TP	AVG.
Frazier	5	195	40-79	.506	39-58	.672	31	45	13	119	23.8
Reed	6	209	56-101	.554	20-25	.800	80	19	28	132	22.0
Bradley	4	124	25-55	.455	8-11	.727	15	11	17	58	14.5
DeBusschere	6	213	36-98	.367	14-20	.500	85	20	16	86	14.3
Barnett	6	212	33-78	.423	14-23	.609	25	23	12	80	13.3
Russell	6	138	34-74	.459	12-17	.706	22	11	14	80	13.3
Riordan	6	130	26-54	.481	10-11	.909	9	16	20	62	10.3
Stallworth	6	94	17-42	.405	8-10	.800	27	9	15	42	7.0
Bowman	6	67	9-23	.391	1-3	.333	18	3	21	19	3.2
May	3	13	2-4	.500	3-3	1.000	2	3	3	7	2.3
Warren	4	31	3-13	.231	2-3	.667	4	4	6	8	2.0
Hosket	3	14	2-7	.286	2-2	1.000	6	2	1	6	2.0

Sonics vs. Knicks

At Seattle
 Tuesday, Nov. 10
 Tuesday, Dec. 22

At New York
 Tuesday, Oct. 27
 Tuesday, Dec. 1
 Tuesday, Mar. 9

PHILADELPHIA 76ers

President	— Irving S. Kosloff
General Manager	— Don DeJardin
Coach	— Jack Ramsay
Public Relations Director	— Bob Vetrone
Press Services Director	— Harvey Pollack
Ticket Manager	— Michael Iannarella
Group Sales Director	— John Nash
Special Events Coordinator	— Toby DeLuca
Consulting Physician	— Dr. Stanley Lorber
Team Dentist	— Dr. David S. Link
Trainer	— Al Domenico
Equipment Manager	— Mark Cohen
Home Court	— The Spectrum (Capacity 15,244)
Colors	— Red, White and Blue
1969-70 Record	— W-42 L-40
Finish	— 4th in Eastern Division
Playoff Record	— Lost in Eastern Division semi-finals to Milwaukee, 4 games to 1
Address	— Spectrum, Pattison Place
Phone	— (Area Code 215) HOward 3-1776

1969-70 Philadelphia Scoring vs. Sonics

	G	MIN	FG	Pct	FT	Pct	REB	AST	PF	TP	AVG.
Cunningham . . .	6	260	62-142	.437	58-77	.753	93	27	26	182	30.3
Greer	6	248	52-119	.437	31-41	.756	34	19	28	135	22.5
Clark	6	211	46-95	.484	20-27	.741	20	27	20	112	18.7
Imhoff	6	182	34-66	.515	25-36	.694	48	11	26	93	15.5
Washington	5	126	15-36	.417	16-21	.762	36	5	15	46	9.2
Jones	6	114	18-54	.333	16-17	.941	16	23	22	52	8.7
Guokas	5	107	14-38	.368	8-10	.800	17	16	10	36	7.2
Hetzl	4	52	11-17	.647	5-7	.714	17	3	10	27	6.8
Wilson	5	80	8-25	.320	14-22	.636	28	2	14	30	6.0
Jackson	2	34	2-15	.133	4-6	.667	9	3	4	8	4.0
Ogden	3	26	3-7	.429	1-1	1.000	5	2	6	7	2.3

Sonics vs. 76ers

At Seattle	At Philadelphia
Thursday, Dec. 17	Saturday, Nov. 7
Sunday, Jan. 24	Tuesday, Dec. 8
Sunday, Feb. 21	

PHOENIX SUNS

President	—Richard L. Bloch
Vice President	—Donald Diamond
Vice President	—Marvin Meyer
Secretary-Treasurer	—Donald Pitt
Assistant Secretary	—Lawrence Kartiganer
General Manager	—Jerry Colangelo
Head Coach	—Lowell Fitzsimmons
Trainer	—Joe Proski
Team Physician	—Dr. Paul Steingard
Business Manager	—Robert K. Machen
Public Relations	—Al Stephan
Assistant Public Relations	—Bill Jackson
Sales Promotion Manager	—H. Ted. Podleski
Assistant Sales Manager	—Bill Musgrave
Accountant	—Jacob Sober
Home Court	—Veterans Memorial Coliseum (Capacity 12,295)
Colors	—Purple, orange and copper
1969-70 Record	—W-39, L-43
Finish	—3rd (tie) in Western Division
Playoff Record	—Lost in Western Division semi-finals to Los Angeles, 4 games to 3
Address	—2303 North Central Avenue
Phone	—(Area Code 602) 258-7111

1969-70 Phoenix Scoring vs. Sonics

	G	MIN	FG	Pct.	FT	Pct.	REB	AST	PF	TP	AVG.
Hawkins	7	291	67-134	.500	75-90	.833	52	38	22	209	29.9
Goodrich	7	292	63-111	.568	48-52	.923	30	57	24	174	24.9
VanArsdale	6	215	30-81	.370	29-37	.784	21	26	19	89	14.8
Silas	7	229	32-68	.471	28-48	.583	60	22	23	92	13.1
Fox	7	174	32-63	.508	16-23	.696	42	9	30	80	11.4
Harris	7	144	33-64	.516	12-18	.667	9	23	21	78	11.1
Walk	7	137	27-50	.540	23-33	.697	44	12	14	77	11.0
Chambers	7	89	19-41	.463	8-10	.800	13	8	14	46	6.6
Green	7	91	13-30	.433	4-7	.571	40	2	15	30	4.3
McKenzie	4	18	3-5	.600	4-5	.800	1	0	0	10	2.5

Sonics vs. Suns

At Seattle	At Phoenix
Wednesday, Oct. 21	Thursday, Nov. 26
Saturday, Dec. 19	Saturday, Jan. 30
	Saturday, Mar. 20

PORTLAND TRAILBLAZERS

President	—Herman Sarkowsky
Executive Vice President	—Harry Glickman
Vice President	—Robert Shmertz
Treasurer	—Lawrence Weinberg
Secretary	—Moe M. Tonkon
Assistant Secretary	—Irwin L. Treiger
Treasurer	—Morris J. Galen
Business Manager	—George Rickles
Director of Player Personnel	—Stu Inman
Coach	—Rolland Todd
Publicity Director	—John White
Director of Promotions and Group Sales	—Dan Trutanich
Trainer	—Leo Marty
Team Physician	—Dr. Frank B. Smith
Team Dentist	—Dr. Larry Mudrick
Home Court	—Memorial Coliseum (Capacity 13,000)
Colors	—Red, Black and White
1969-70 Record	—Expansion Team
Address	—Suite 380, Lloyd Building 700 NE Multnomah Street
Phone	—(Area Code 503) 234-9291

Sonics vs. Blazers

At Seattle	At Portland
Friday, Oct. 23	Friday, Oct. 30
Friday, Jan. 1	Friday, Feb. 12
Wednesday, Feb. 17	Friday, Mar. 19

SAN DIEGO ROCKETS

President	—Robert Breitbart
General Manager	—Pete Newell
Coach	—Alex Hannum
Public Relations Director	—Bob King
Head Scout	—Frank Hamblen
Sales and Promotion Director	—Jack Singer
Military Sales	—Bob Netting
Ticket Manager	—Phil Quinn
Trainer	—Barry Wyloge
Publicity Assistant	—Bruce Binkowski
Office Manager	—Mrs. Meredith Devin
Director of Broadcasting	—Art Eckman
Team Physician	—Dr. H. Paul Bauer
Team Dentist	—Dr. E. F. Muehleisen, Jr.
Home Court	—International Sports Arena (Capacity 14,000)
Colors	—Green, Gold and White
1969-70 Record	—W-27, L-55
Finish	—7th in Western Division
Address	—3500 Sports Arena Blvd.
Phone	—(Area Code 714) 224-3706

1969-70 San Diego Scoring vs. Sonics

	G	MIN	FG	Pct.	FT	Pct.	REB	AST	PF	TP	AVG.
Hayes	6	280	77-166	.464	30-47	.638	107	12	20	184	30.7
Barnett	6	189	44-94	.468	33-43	.767	31	25	17	121	20.2
Block	6	155	25-79	.316	32-40	.800	44	11	22	82	13.7
Kojis	4	109	19-49	.388	13-17	.765	25	7	6	51	12.8
Lantz	6	190	21-59	.356	17-21	.810	19	19	18	59	9.8
B. Williams	5	80	18-42	.429	9-10	.900	12	12	10	45	9.0
Adelman	3	55	7-18	.389	10-10	1.000	5	11	7	24	8.0
Trapp	6	102	17-41	.415	13-13	1.000	39	7	15	47	7.8
Kimball	5	115	16-32	.500	6-12	.500	49	11	12	38	7.6
A. Williams	6	112	14-27	.519	8-12	.667	14	31	16	36	6.0
Smith	4	61	9-26	.346	2-2	1.000	14	4	6	20	5.0
Riley	2	17	1-8	.125	2-2	1.000	0	3	3	4	2.0

Sonics vs. Rockets

At Seattle	At San Diego
Saturday, Nov. 21	Friday, Nov. 20
Sunday, Dec. 20	Tuesday, Feb. 9
Sunday, Feb. 7	Friday, Mar. 5

SAN FRANCISCO WARRIORS

President - Franklin Mieuli
 General Manager - Bob Feerick
 Coach - Al Attles
 Public Relations Director - Harry Jupiter
 Ticket Manager - Louis D. Colla
 Office Manager - Anita Wood
 Controller - Shirley Figgins
 Team Physician - Dr. James Raggio
 Trainer - Dick D'Oliva
 Director of Broadcast Sales - George Wallach
 Production Manager - Louis King
 Home Courts - Civic Auditorium (Capacity 7,000)
 Cow Palace (Capacity 14,500)
 Oakland Coliseum (Capacity 14,000)
 Colors - California Gold and Bay Blue
 1969-70 Record - W-30, L-52
 Finish - 6th in Western Division
 Playoff - Did not qualify for playoffs
 Address - 556 Golden Gate Avenue
 Phone - (Area Code 415) 776-4600

1969-70 San Francisco Scoring vs. Sonics

	G	MIN	FG	Pct.	FT	Pct.	REB	AST	PF	TP	AVG.
Thurmond	3	144	26-62	.419	21-26	.808	70	15	9	73	24.3
Ellis	6	212	56-119	.471	29-40	.725	56	7	19	141	23.5
Lucas	4	156	24-48	.500	18-21	.857	63	11	3	66	16.5
Lee	7	282	41-98	.418	33-52	.635	109	10	27	115	16.4
Mullins	7	242	47-120	.392	19-21	.905	28	36	26	113	16.1
Williams	7	230	44-99	.444	24-27	.889	9	43	27	112	16.0
Gambee	7	104	18-43	.419	24-30	.800	19	10	22	60	8.6
Portman	5	74	15-34	.441	10-11	.909	17	0	11	40	8.0
Lewis	7	117	19-54	.352	7-10	.700	9	17	20	45	6.4
Attles	4	33	6-11	.545	5-8	.625	4	6	8	17	4.3
Smith	6	71	8-29	.276	6-7	.857	5	9	8	22	3.7
Schlueter	4	26	3-5	.600	1-1	1.000	3	2	6	7	1.8

Sonics vs. Warriors

At Seattle	At San Francisco
Friday, Nov. 27	Wednesday, Dec. 16 (Civic Auditorium)
Sunday, Feb. 14 (2 p.m.)	Wednesday, Feb. 10 (Cow Palace)
Sunday, Mar. 21 (UW)	Friday, Mar. 12 (Cow Palace)

1969-70 Seattle SuperSonics Statistics

Scoring

PLAYER	G	FG	FT	PTS.	AVG.
Bob Rule	80	789	387	1965	24.6
Len Wilkens	75	448	438	1334	17.8
Bob Boozer	82	493	263	1249	15.2
*Dick Snyder	82	456	169	1081	13.2
#Dick Snyder	76	434	162	1030	13.6
John Tresvant	49	217	183	617	12.6
Tom Meschery	80	394	196	984	12.3
Art Harris	5	28	4	60	12.0
Lucius Allen	81	306	182	794	9.8
Barry Clemens	78	270	111	651	8.3
Erwin Mueller	4	13	4	30	7.5
Lee Winfield	65	138	87	363	5.6
Dorie Murrey	81	153	136	442	5.5
Rod Thorn	19	20	15	55	2.9
Al Hairston	3	3	1	7	2.3
Joe Kennedy	14	3	2	8	0.6

Field Goal Percentage

Free Throw Percentage

PLAYER	FG	FGA	Pct.	PLAYER	FT	FTA	Pct.
*Dick Snyder	456	863	.528	Joe Kennedy	2	2	1.000
#Dick Snyder	434	818	.531	Al Hairston	1	1	1.000
Bob Boozer	493	1005	.491	Bob Boozer	263	320	.822
Tom Meschery	394	818	.481	*Dick Snyder	169	208	.813
Lee Winfield	138	288	.479	#Dick Snyder	162	200	.810
Bob Rule	789	1705	.463	Barry Clemens	111	140	.793
Barry Clemens	270	595	.454	Tom Meschery	196	248	.790
Dorie Murrey	153	343	.446	Len Wilkens	438	556	.787
Rod Thorn	20	45	.444	Lee Winfield	87	116	.750
Lucius Allen	306	692	.442	John Tresvant	183	249	.735
John Tresvant	217	507	.428	Lucius Allen	182	249	.731
Len Wilkens	448	1066	.420	Dorie Murrey	136	186	.731
Erwin Mueller	13	32	.406	Bob Rule	387	542	.714
Art Harris	28	73	.384	Rod Thorn	15	24	.625
Al Hairston	3	8	.375	Art Harris	4	9	.444
Joe Kennedy	3	34	.088	Erwin Mueller	4	9	.444

* - Season Totals
 #- Seattle Totals

1969-70 Statistics (Cont.)

Rebounds				Assists			
PLAYER	G	No.	Avg.	PLAYER	G	No.	Avg.
Bob Rule	80	825	10.3	Len Wilkens . .	75	683	9.1
Bob Boozer . . .	82	717	8.7	Lucius Allen . .	81	342	4.2
Tom Meschery . .	80	666	8.3	*Dick Snyder . .	82	342	4.2
Len Wilkens . . .	75	378	5.0	#Dick Snyder . .	76	333	4.4
John Tresvant . .	49	362	7.4	Tom Meschery . .	80	157	1.9
Dorie Murrey . . .	81	357	4.4	Bob Rule	80	144	1.8
*Dick Snyder . . .	82	323	3.9	Barry Clemens . .	78	116	1.5
#Dick Snyder . . .	76	308	4.1	Bob Boozer . . .	82	110	1.3
Barry Clemens . .	78	316	4.1	Lee Winfield . .	65	102	1.6
Lucius Allen . . .	81	211	2.6	John Tresvant . .	49	95	1.9
Lee Winfield . . .	65	98	1.5	Dorie Murrey . .	81	76	0.9
Joe Kennedy . . .	14	20	1.4	Art Harris	5	20	4.0
Art Harris	5	19	3.8	Rod Thorn	19	17	0.9
Rod Thorn	19	16	0.8	Joe Kennedy . . .	14	7	0.5
Erwin Mueller . .	4	14	3.5	Al Hairston . . .	3	6	2.0
Al Hairston . . .	3	5	1.7	Erwin Mueller . .	4	6	1.5

Minutes Played				Personal Fouls			
PLAYER	G	No.	Avg.	PLAYER	G	No.	Avg.
Bob Rule	80	2959	37.0	Tom Meschery . .	80	317	4.0
Len Wilkens . . .	75	2802	37.4	Bob Rule	80	278	3.5
Bob Boozer	82	2549	31.0	*Dick Snyder . . .	82	277	3.4
*Dick Snyder . . .	82	2437	29.7	#Dick Snyder . . .	76	257	3.4
#Dick Snyder . . .	76	2290	30.1	Bob Boozer	82	237	2.9
Tom Meschery . .	80	2294	28.6	Len Wilkens . . .	75	212	2.8
Lucius Allen . . .	81	1817	22.4	Lucius Allen . . .	81	201	2.5
Barry Clemens . .	78	1487	19.1	Dorie Murrey . . .	81	191	2.4
John Tresvant . .	49	1278	26.1	Barry Clemens . .	78	188	2.4
Dorie Murrey . . .	81	1079	13.3	John Tresvant . .	49	164	3.3
Lee Winfield . . .	65	771	11.9	Lee Winfield . . .	65	95	1.5
Art Harris	5	178	35.6	Art Harris	5	11	2.2
Rod Thorn	19	105	5.5	Rod Thorn	19	8	0.4
Joe Kennedy . . .	14	82	5.9	Joe Kennedy . . .	14	7	0.5
Erwin Mueller . .	4	69	17.3	Erwin Mueller . .	4	6	1.5
Al Hairston . . .	3	20	6.7	Al Hairston . . .	3	3	1.0

* - Season Totals
- Seattle Totals

Seattle SuperSonics Records

Individual Game

Points: 49 Bob Rule vs. Philadelphia 11/15/69
 Field Goal Attempts: 39 Bob Rule vs. Milwaukee 11/21/69
 Field Goals: 19 Bob Rule vs. Los Angeles 12/14/69
 Consecutive Field Goals: 10 Bob Rule vs. Cincinnati 3/1/69
 10 Bob Boozer vs. Los Angeles 1/23/70
 Free Throw Attempts: 25 Len Wilkens vs. Philadelphia 11/8/69
 25 Bob Rule vs. Philadelphia 11/15/69
 Free Throws: 21 Len Wilkens vs. Philadelphia 11/8/69
 Rebounds: 27 Bob Rule vs. New York 12/22/67
 Assists: 18 Len Wilkens vs. Phoenix 11/29/69
 18 Len Wilkens vs. Baltimore 2/11/70

Individual Season

Points: 1,965 Bob Rule (1968-69 and 1969-70)
 Scoring Average: 24.6 Bob Rule (1969-70)
 Field Goal Attempts: 1,705 Bob Rule (1969-70)
 Field Goals: 789 Bob Rule (1969-70)
 Field Goal Percentage: .528 Dick Snyder (1969-70)
 Free Throw Attempts: 710 Len Wilkens (1968-69)
 Free Throws: 547 Len Wilkens (1968-69)
 Free Throw Percentage: .838 Bob Weiss (1967-68)
 Rebounds: 941 Bob Rule (1968-69)
 Assists: 683 Len Wilkens (1969-70)
 Personal Fouls: 326 Art Harris (1968-69)
 Disqualifications: 14 Tom Meschery (1967-68)
 14 Art Harris (1968-69)
 Minutes Played: 3,463 Len Wilkens (1968-69)

Team Game

Points: 146 vs. San Francisco 2/11/68
 146 vs. Philadelphia 11/15/69
 Field Goal Attempts: 131 vs. Baltimore 12/6/69
 Field Goals: 61 vs. Milwaukee 3/13/69
 Free Throw Attempts: 67 vs. Philadelphia 11/15/69
 Free Throws: 52 vs. Philadelphia 11/15/69
 Rebounds: 94 vs. Phoenix 11/15/68
 Assists: 44 vs. Boston 11/23/67
 Personal Fouls: 43 vs. San Diego 12/28/67
 Disqualifications: 4 vs. Baltimore 3/5/68
 4 vs. Chicago 10/18/69
 Field Goal Percentage: .622 vs. Milwaukee 3/13/69 (61 of 98)
 Free Throw Percentage: .931 vs. Atlanta 12/4/69 (27 of 29)

RECORDS (Continued)

Team Season

Points: 9,732 (1967-68)
Scoring Average: 118.7 (1967-68)
Field Goal Attempts: 8,593 (1967-68)
Field Goals: 3,772 (1967-68)
Field Goal Percentage: .462 (1969-70)
Free Throw Attempts: 3,042 (1967-68)
Free Throws: 2,171 (1969-70)
Free Throw Percentage: .761 (1969-70)
Rebounds: 5,338 (1967-68)
Assists: 2,214 (1969-70)
Personal Fouls: 2,372 (1967-68)
Disqualifications: 52 (1968-69)

Seattle Coliseum Records

Individual

Points: Game—53, Wilt Chamberlain, Philadelphia, 12/20/67
Half—34, Bob Rule, Seattle, 11/15/69
Quarter—25, Bob Rule, Seattle, 11/15/69
Field Goal Attempts: Game—39, Bob Rule, Seattle, 11/21/69
Half—21, Bob Rule, Seattle, 11/21/69
Quarter—14, Tom Kron, Seattle 3/5/68
Field Goals—Game—20, Wilt Chamberlain, Philadelphia, 12/20/67
Half—13, Hal Greer, Philadelphia, 2/5/69
Quarter—10, Bob Rule, Seattle, 11/15/69
Consecutive Field Goals: Game—14, Wilt Chamberlain, Philadelphia, 12/20/67
Free Throw Attempts: Game—26, Wilt Chamberlain, Philadelphia, 12/20/67
Half—16, Wilt Chamberlain, Philadelphia, 12/20/67
Quarter—11, Zelmo Beaty, St. Louis, 12/3/67
11, Elgin Baylor, Los Angeles, 2/8/68
11, Wilt Chamberlain, Los Angeles, 2/12/69
Free Throws: Game—20, Zelmo Beaty, St. Louis, 12/3/67
Half—13, John Block, San Diego, 12/28/67
Quarter—10, John Tresvant, Seattle, 11/15/69
Rebounds: Game—38, Wilt Chamberlain, Philadelphia, 12/20/67
Half—24, Wilt Chamberlain, Philadelphia, 12/20/67
Quarter—14, Wilt Chamberlain, Philadelphia, 12/20/67
Assists: Game—18, Len Wilkens, Seattle, 11/29/69
18, Len Wilkens, Seattle, 2/11/70
Half—11, Guy Rodgers, Milwaukee, 11/28/68
11, Len Wilkens, Seattle, 11/19/69
Quarter—8, Oscar Robertson, Cincinnati, 3/3/68
8, Len Wilkens, Seattle, 11/19/69

RECORDS (Continued)

One Team

Points: Game—160, Philadelphia vs. Seattle, 12/20/67
Half—95, Philadelphia vs. Seattle, 12/20/67
Quarter—53, Philadelphia vs. Seattle, 12/20/67
Field Goal Attempts: Game—130, Seattle vs. Phoenix, 11/15/68
Half—72, Seattle vs. Philadelphia, 12/20/67
Quarter—42, Seattle vs. Philadelphia, 12/20/67
Field Goals: Game—63, Philadelphia vs. Seattle, 12/20/67
Half—38, Philadelphia vs. Seattle, 12/20/67
Quarter—20, Philadelphia vs. Seattle, 12/20/67
20, Atlanta vs. Seattle, 11/13/68
20, Seattle vs. Milwaukee, 11/24/68
20, Seattle vs. Baltimore, 2/13/70
Free Throw Attempts: Game—67, Seattle vs. Philadelphia, 11/15/69
Half—40, Philadelphia vs. Seattle, 12/20/67
40, Seattle vs. Philadelphia, 11/15/69
Quarter—24, Los Angeles vs. Seattle, 2/8/68
24, Philadelphia vs. Seattle, 12/20/67
24, Seattle vs. Philadelphia, 11/15/69
Free Throws: Game—52, Seattle vs. Philadelphia, 11/15/69
Half—30, Seattle vs. Philadelphia, 11/15/69
Quarter—19, Seattle vs. Philadelphia, 11/15/69
Rebounds: Game—94, Philadelphia vs. Seattle, 12/20/67
94, Seattle vs. Phoenix, 11/15/68
Half—52, Seattle vs. Los Angeles, 2/8/68
Quarter—28, Philadelphia vs. Seattle, 12/20/67
28, Seattle vs. Los Angeles, 2/8/68
28, Seattle vs. San Francisco, 10/19/68
Assists: Game—43, Seattle vs. Phoenix, 12/30/69
Half—28, Seattle vs. Milwaukee, 11/24/68
Quarter—15, Atlanta vs. Seattle, 11/19/69
Personal Fouls: Game—43, Seattle vs. San Diego, 12/28/67
Half—23, Seattle vs. San Diego, 12/28/67
Quarter—13, San Diego vs. Seattle, 10/20/67
13, Seattle vs. Philadelphia, 12/20/67
13, Seattle vs. San Diego, 12/28/67

RECORDS (Continued)

Two Teams

Points: Game—282, Seattle (122), Philadelphia (160), 12/20/67
282, Seattle (146), Philadelphia (136), 11/15/69
Half—158, Seattle (63), Philadelphia (95), 12/20/67
Quarter—92, Seattle (39), Philadelphia (53), 12/20/67
Field Goal Attempts: Game—241, Seattle (130), Phoenix (111), 11/15/68
Half—126, Seattle (72), Philadelphia (54), 12/20/67
Quarter—71, Seattle (42), Philadelphia (29), 12/20/67
Field Goals: Game—118, Seattle (55), Philadelphia (63), 12/20/67
Half—67, Seattle (29), Philadelphia (38), 12/20/67
Quarter—38, Seattle (18), Philadelphia (20), 12/20/67
Free Throw Attempts: Game—115 Seattle (67), Philadelphia (48), 11/15/69
115 Seattle (56), San Francisco (59), 2/22/70
Half—74, Seattle (40), Philadelphia (34), 11/15/69
Quarter—42, Seattle (24), Philadelphia (18), 11/15/69
Free Throws: Game—94, Seattle (47), San Francisco (47), 2/22/70
Half—54, Seattle (30), Philadelphia (24), 11/15/69
Quarter—31, Seattle (19), Philadelphia (12), 11/15/69
Rebounds: Game—181 Seattle (94), Phoenix (87), 11/15/68
Half—93, Seattle (52), Los Angeles (41), 2/8/68
Quarter—50, Seattle (28), Los Angeles (22), 2/8/68
Assists: Game—72, Seattle (40), Detroit (32), 11/19/67
Half—39, Seattle (28), Milwaukee (11), 11/24/68
Quarter—22, Seattle (9), Los Angeles (13), 10/25/69
Personal Fouls: Game—76, Seattle (43), San Diego (33), 12/28/67
Half—41, Seattle (17), San Diego (24), 10/20/67
Quarter—22, Seattle (10), Philadelphia (12), 11/15/69

OTHER RECORDS

Sonic Low Marks

Points: Game—82 vs. Detroit, 3/18/68
Half—37 vs. Cincinnati (2nd half), 2/1/69
Quarter—14 vs. New York (1st quarter), 1/17/69
Field Goal Percentage: .321 vs. San Francisco, 10/19/68 (35 of 109)
Free Throw Percentage: .429 vs. Cincinnati 2/1/69 (12 of 28)

Opponent High Marks Individual Game

Points: 53, Wilt Chamberlain, Philadelphia, 12/20/67
Rebounds: 38, Wilt Chamberlain, Philadelphia, 12/20/67
Assists: 19, Len Wilkens, St. Louis, 3/16/68

Team Game

Points: 160, Philadelphia, 12/20/67
Field Goal Percentage: .590, Philadelphia, 2/14/68 (62 of 105)
Free Throw Percentage: .968, Chicago, 2/21/68 (30 of 31)
Rebounds: 97, Milwaukee, 10/19/69
Assists: 39, Philadelphia, 2/14/68

Sonic Miscellaneous Records Individual

Points, One Half: 34, Bob Rule vs. Philadelphia 11/15/69
Points, One Quarter: 25, Bob Rule vs. Philadelphia 11/15/69
Consecutive Field Goals: 11 Bob Rule (6 Los Angeles 2/3/69 and 5
San Francisco 2/4/69)
11 Bob Rule (10 Cincinnati 3/1/69 and
1 Cincinnati 3/3/69)
Consecutive Free Throws: 24 Tom Meschery (1968-69)

Team

Points, One Half: 86 vs. Baltimore, 2/13/70 (2nd half)
Points, One Quarter: 51 vs. Baltimore, 2/13/70 (3rd quarter)
Longest Winning Streak: 7 (1969-70)
Longest Home Winning Streak: 6 (1969-70 twice)
Longest Road Winning Streak: 3 (1968-69 and 1969-70)
Biggest Winning Margin: 36 vs. Chicago 2/28/70 (Seattle 140, Chicago 104)

DAY BY DAY WITH THE SONICS 1969-70

Game	Opponent, Site	Seattle Score	Opponent Score	Won	Loss
1.	New York (A)	101	126	0	1
2.	Atlanta (A)	119	124	0	2
3.	Chicago (A)	126	131	0	3
4.	Milwaukee (A)	106	130	0	4
5.	Los Angeles (H)	106	130	0	5
6.	Chicago (H)	114	116	0	6
7.	Cincinnati (H)	129	121	1	6
8.	Atlanta (A)	113	125	1	7
9.	Detroit (A)	116	102	2	7
10.	Baltimore (A)	112	126	2	8
11.	Philadelphia (A)	125	117	3	8
12.	Chicago (A)	100	106	3	9
13.	Detroit (H)	117	113	4	9
14.	San Diego (A)	112	148	4	10
15.	Philadelphia (H)	146	136	5	10
16.	Atlanta (H)	116	137	5	11
17.	Milwaukee (H)	115	117	5	12
18.	Boston (H)	116	125	5	13
19.	San Diego (A)	105	112	5	14
20.	San Francisco (H)	106	114	5	15
21.	Phoenix (H)	130	129	6	15
22.	Phoenix (A)	108	116	6	16
23.	New York (A)	109	129	6	17
24.	Cincinnati (A)	118	117	7	17
25.	Atlanta (A)	111	119	7	18
26.	Milwaukee (A)	98	131	7	19
27.	Baltimore (N)*	132	129	8	19
28.	Detroit (H)	109	104	9	19
29.	New York (H)	112	105	10	19
30.	Phoenix (H)	116	130	10	20
31.	Los Angeles (A)	127	131	10	21
32.	San Francisco (A)	119	125	10	22
33.	Cincinnati (H)	117	104	11	22
34.	Philadelphia (H)	123	116	12	22
35.	San Diego (H)	112	96	13	22
36.	San Francisco (A)	115	119	13	23
37.	Boston (H)	112	122	13	24
38.	New York (N)	117	119	13	25
39.	Phoenix (H)	134	121	14	25
40.	Chicago (H)	111	114	14	26
41.	Los Angeles (H)	109	126	14	27

* — Indicates Overtime Period

DAY BY DAY WITH THE SONICS 1969-70

Game	Opponent, Site	Seattle Score	Opponent Score	Won	Loss
42.	Detroit (N)	110	116	14	28
43.	Atlanta (A)	97	101	14	29
44.	Philadelphia (A)	135	132	15	29
45.	Detroit (A)	128	129	15	30
46.	Boston (N)	102	111	15	31
47.	Philadelphia (N)	122	110	16	31
48.	Chicago (N)	119	103	17	31
49.	Phoenix (A)	134	131	18	31
50.	Phoenix (N)	120	129	18	32
51.	Los Angeles (A)	100	128	18	33
52.	Los Angeles (H)*	121	122	18	34
53.	Atlanta (H)	120	119	19	34
54.	San Francisco (H)	105	101	20	34
55.	San Diego (A)*	117	119	20	35
56.	Milwaukee (H)	118	116	21	35
57.	Baltimore (A)	120	115	22	35
58.	Cincinnati (A)	121	115	23	35
59.	Boston (A)	117	127	23	36
60.	Detroit (A)	109	113	23	37
61.	Philadelphia (H)	118	117	24	37
62.	Baltimore (H)	119	117	25	37
63.	Baltimore (H)	141	138	26	37
64.	Phoenix (H)	118	129	26	38
65.	San Diego (N)	119	122	26	39
66.	Boston (H)	125	127	26	40
67.	Milwaukee (N)	127	140	26	41
68.	San Francisco (H)	131	127	27	41
69.	San Francisco (H)	130	122	28	41
70.	Atlanta (H)	120	112	29	41
71.	San Francisco (A)	107	99	30	41
72.	Chicago (H)	140	104	31	41
73.	San Diego (H)	126	114	32	41
74.	Cincinnati (H)	126	122	33	41
75.	Baltimore (H)	106	109	33	42
76.	Milwaukee (A)	105	124	33	43
77.	New York (A)	99	117	33	44
78.	New York (N)	115	103	34	44
79.	Cincinnati (A)	113	116	34	45
80.	Chicago (A)	109	102	35	45
81.	Boston (A)	123	119	36	45
82.	Los Angeles (A)	118	121	36	46

* — Indicates Overtime Period

SEATTLE SUPERSONIC ROSTER

No.	Player	Pos.	Hgt.	Wgt.*	Age	Birthdate	Exp.	College	Numerical Roster	
12	Tom Black	C	6-10½	234	29	7-9-41	R	So. Dakota State	10	Dick Snyder
43	Barry Clemens	F	6-6	219	28	5-1-42	5	Ohio Wesleyan	11	Lee Winfield
41	Pete Cross	F-C	6-9	231	22	3-28-48	R	U. San Francisco	12	Tom Black
#33	Jake Ford	G	6-3	181	24	4-29-46	R	Maryland State	14	Tom Meschery
30	Garfield Heard	F	6-6	219	22	5-3-48	R	Oklahoma	19	Lenny Wilkens
22	Don Kojis	F	6-6	202	30	7-15-39	7	Marquette	22	Don Kojis
14	Tom Meschery	F	6-6	226	31	10-26-38	9	St. Mary's	30	Garfield Heard
45	Bob Rule	C	6-9	234	25	6-29-44	3	Colorado State	33	Jake Ford
35	Don Smith	F	6-9	235	24	4-7-46	2	Iowa State	35	Don Smith
10	Dick Snyder	G	6-5	207	26	2-1-44	4	Davidson	41	Pete Cross
44	Rod Thorn	G	6-4	191	29	5-23-41	7	West Virginia	43	Barry Clemens
19	Lenny Wilkens	G	6-1	181	32	10-28-37	10	Providence	44	Rod Thorn
11	Lee Winfield	G	6-2	174	23	2-4-47	1	North Texas State	45	Bob Rule

— Military Obligation Until February

* — Exact Weight at Official Weigh-In on September 15, 1970

1970-71 Seattle Schedule

HOME	ROAD
Oct. 14 Detroit	Oct. 25 Milwaukee
Oct. 17 Boston	Oct. 26 Detroit
Oct. 21 Phoenix	Oct. 27 New York
Oct. 23 Portland	Oct. 28 Cincinnati
Oct. 31 Chicago	Oct. 30 Portland
Nov. 10 New York	Nov. 3 Chicago
Nov. 13 Cleveland	Nov. 4 Buffalo
Nov. 19 Los Angeles	Nov. 6 Boston
Nov. 21 San Diego (8:30 p.m.)	Nov. 7 Philadelphia
Nov. 27 San Francisco	Nov. 8 Cleveland
Nov. 29 Atlanta (7 p.m.)	Nov. 16 Buffalo at Portland
Dec. 11 Los Angeles	Nov. 20 San Diego
Dec. 13 Milwaukee (7 p.m.)	Nov. 22 Los Angeles
Dec. 17 Philadelphia	Nov. 26 Phoenix
Dec. 19 Phoenix	Dec. 1 New York
Dec. 20 San Diego (7 p.m.)	Dec. 2 Cincinnati
Dec. 22 New York	Dec. 4 Baltimore
Dec. 26 Boston	Dec. 5 Atlanta
Dec. 30 Chicago	Dec. 8 Philadelphia
Jan. 1 Portland	Dec. 9 Boston
Jan. 14 Baltimore (UW)	Dec. 16 San Francisco
Jan. 17 Baltimore (UW)(7 p.m.)	Jan. 4 Milwaukee
Jan. 22 Cincinnati	Jan. 5 Baltimore
Jan. 24 Philadelphia (7 p.m.)	Jan. 6 Boston
Jan. 28 Buffalo	Jan. 8 Buffalo
Feb. 5 Atlanta	Jan. 9 Cincinnati
Feb. 7 San Diego (7 p.m.)	Jan. 19 Detroit
Feb. 11 Cincinnati (8:30 p.m.)	Jan. 20 Atlanta
Feb. 14 San Francisco (2 p.m.)	Jan. 29 Los Angeles
Feb. 17 Portland	Jan. 30 Phoenix
Feb. 19 Milwaukee	Feb. 2 Chicago
Feb. 21 Philadelphia (7 p.m.)	Feb. 3 Cleveland
Feb. 24 Cleveland	Feb. 9 San Diego
Feb. 27 Chicago	Feb. 10 San Francisco
Mar. 2 Atlanta	Feb. 12 Portland
Mar. 6 Los Angeles	Feb. 26 Los Angeles
Mar. 11 Detroit (UW)	Mar. 5 San Diego
Mar. 14 Baltimore (UW) (7 p.m.)	Mar. 8 Milwaukee
Mar. 18 Milwaukee (UW)	Mar. 9 New York
Mar. 21 San Francisco (UW) (7 p.m.)	Mar. 12 San Francisco
	Mar. 19 Portland
	Mar. 20 Phoenix

All-Star Game at San Diego January 12

NOTE: (UW)—Denotes game to be played at University of Washington.
 All other home games to be played at Seattle Coliseum.
 Home Game Times: 8 p.m. unless otherwise noted.



12 TOM BLACK

Center

Height: 6-10½ Weight: 234

Birthdate: 7-9-41

Experience: Rookie

Tom Black is the first free agent ever to earn a spot on the Sonic active roster.

Black came to the Sonics this year as a 29-year old rookie and free agent. An impressive showing in rookie camp earned him an invitation to regular training camp and from there, Black has come on to figure prominently in Sonic plans this season.

He actually is much farther along than the average rookie. The physical and mental maturity he's achieved at 29 gives him an edge over the average first year performer and Black has also benefited from some valuable experience with the Phillips Oilers and Goodyear Wingfoots, two AAU powers.

The rookie pivot played collegiately at both Wisconsin and South Dakota State and while at South Dakota State played a key role on an NCAA college division championship team.

Black earned All-Tournament honors in 1963 as South Dakota State captured the NCAA college division title.

He has good size and likes the contact inevitable in backboard play and has displayed an excellent shooting touch, particularly with his hook shot.

43 BARRY CLEMENS


Forward

College: Ohio Wesleyan

Height: 6-6 Weight: 219

Birthdate: 5-1-42

Experience: 5 years



Clemens, acquired in trade from Chicago just before the start of last season, provided the Sonics with a capable outside scoring threat in a reserve role.

The nifty shooting Clemens hit at a .454 rate from the field, with most of his casts coming from long range, and fired at a .793 clip from the foul line.

He averaged 8.3 points per game, despite seeing limited action in the early part of the season. Clemens came into his own during the final stretch run and over the last half of the season, averaged 11.5 points per game.

The Sonic forward averaged within one point of his season scoring average against 12 of the 13 NBA rivals, testimony to his scoring consistency.

Clemens broke into the NBA with New York, went to the Chicago Bulls in the expansion draft of 1966 and came to the Sonics last fall via the trade route.

Barry Clemens' Regular Season Statistics

Season	Team	G	FG	Pct.	FT	Pct.	REB	AST	PF	TP	AVG.
65-66	NY	70	161-391	.412	54-78	.692	183	67	113	376	5.4
66-67	Chi.	60	186-444	.419	68-90	.756	201	39	143	440	7.3
67-68	Chi.	78	301-670	.449	123-170	.723	375	98	223	725	9.3
68-69	Chi.	75	235-628	.374	82-125	.656	318	125	163	552	7.4
69-70	Sea	78	270-595	.454	111-140	.793	316	116	188	651	8.3
TOTALS		361	1153-2727	.423	438-603	.726	1383	445	830	2744	7.6

Barry Clemens' Playoff Statistics

66-67	Chi.	3	0-4	.000	6-7	.857	3	2	3	6	2.0
67-68	Chi.	4	8-16	.500	4-4	1.000	2	5	6	20	5.0
TOTALS		7	8-20	.400	10-11	.909	5	7	9	26	3.7

BARRY CLEMENS' 1969-70 HIGHLIGHTS

- January 6 at Atlanta**—Despite 19 points and six rebounds by Clemens, Sonics dropped 101-97 decision to Hawks.
- January 14 at Boston**—Clemens tallied 14 points, had seven rebounds and four assists in Sonics 122-110 victory over Philadelphia.
- January 24 at Seattle**—Los Angeles edged Sonics 122-121, but Clemens bombed in 20 points, while hitting nine of 16 from the field.
- January 28 at Seattle**—Clemens contributed 15 points and six rebounds as Sonics slipped past Atlanta 120-119.
- January 30 at San Diego**—Sonics fell before Rockets 119-117 in overtime, despite 15 points and six rebounds by Clemens.
- February 4 at Cincinnati**—A 15 point and nine rebound effort by Clemens was instrumental in Sonics' 121-115 triumph over Royals.
- February 7 at Detroit**—Clemens scored 20 points, while hitting on nine of 12 field goal attempts, and collected eight rebounds, but Sonics lost 113-109 verdict to Pistons.
- February 20 at Seattle**—Sonics lost 127-125 to Boston, but Clemens turned in solid performance with 19 points, 13 rebounds and seven assists.
- February 25 at Seattle**—Clemens aided in 120-112 conquest of Atlanta with 15 points and 12 rebounds.
- March 6 at Seattle**—A versatile effort, composed of eight points, 11 rebounds and seven assists, by Clemens contributed to 126-122 win over Cincinnati.
- March 20 at Boston**—Clemens hit for 12 points and swept eight rebounds in 123-119 win over Boston.

Clemens' 1969-70 Statistics by Team

Team	G	MIN	FG	Pct.	FT	Pct.	REB	AST	PF	TP	AVG.
Phoenix	6	109	25-52	.481	9-13	.692	24	9	18	59	9.8
Boston	6	141	22-52	.423	13-17	.765	32	12	15	57	9.5
Baltimore	6	119	25-50	.500	7-9	.778	26	8	15	57	9.5
Atlanta	6	125	24-53	.453	8-11	.727	32	8	12	56	9.3
San Diego	6	138	23-66	.348	10-12	.833	19	11	17	56	9.3
Cincinnati	6	132	21-40	.525	10-14	.714	29	20	11	52	8.7
Chicago	7	147	28-65	.431	3-4	.750	30	12	20	59	8.4
Detroit	5	73	20-29	.690	2-4	.500	18	7	4	42	8.4
San Francisco	7	139	21-49	.429	14-16	.875	30	11	18	56	8.0
Los Angeles	6	108	21-39	.538	6-8	.750	23	8	19	48	8.0
Philadelphia	6	112	15-46	.326	15-16	.938	22	6	15	45	7.5
Milwaukee	5	76	14-35	.400	9-11	.818	9	2	11	37	7.4
New York	6	68	11-20	.550	5-5	1.000	22	2	13	27	4.5

Clemens' Career Highs

FG	FGA	FT	FTA	REB	AST	TP
11	22	9	10	16	7	29

41 PETE CROSS


Forward-Center

College: University of San Francisco

Height: 6-9 Weight: 231

Birthdate: 3-28-48

Experience: Rookie



Cross was the third leading collegiate rebounder in the nation last year, with an average of 18 recoveries per game, and is one of the most-honored performers ever to play for the University of San Francisco.

He twice was named to the West Coast Athletic Conference all-star team, is the second leading scorer in WCAC history and the third leading all-time USF scorer.

As a senior, Cross averaged 21.3 points per game and in his three-year varsity career, scored 1,415 points and averaged 18.4 tallies per game.


Cross holds the USF record for single season scoring average with a 24.6 mark as a junior and ten times during his collegiate career scored 30 or more points in a single game.

The rugged Sonic rookie figures to provide considerable rebounding support and it was his board work and aggressiveness that led Seattle to make him its second round draft choice.

Cross, a center in his collegiate days, will be used primarily at forward with the Sonics, but is also being eyed as a potential backup pivot.

Pete Cross' Collegiate Statistics

Season	G	FG	Pct.	FT	Pct.	REB	TP	AVG.
Sophomore	26	95-222	.426	56-101	.544	237	246	9.4
Junior	25	229-484	.473	157-211	.744	400	615	24.6
Senior	26	188-402	.468	178-237	.751	467	554	21.3
TOTALS	77	512-1108	.462	391-549	.712	1104	1415	18.4



33 JAKE FORD

Guard

College: Maryland State

Height: 6-3 Weight: 181

Birthdate: 4-29-46

Experience: Rookie

Ford was the second player selected by the Sonics in the 1970 collegiate draft and comes to the NBA with impressive credentials.

He was rated one of the finest outside shooters in the college ranks this past year and was the key performer on a Maryland State team that compiled a 27-2 record.

Ford averaged 20.4 points per game as a senior while shooting a phenomenal .556 from the field and a nifty .887 from the foul line.

As a junior, Ford was named the Most Valuable Player in the NAIA tournament and averaged 31 points per game during the tourney.

Ford earned NAIA All-American honors as both a junior and senior.

Maryland State lost only one game during the 1969-70 regular season, but chances of capturing the NAIA title were dashed when Ford was injured late in the year and saw limited action in the national meet. He will miss most of this season as he fulfills his army reserve obligation.

Jake Ford's Collegiate Statistics

Season	G	FG	Pct.	FT	Pct.	REB	TP	AVG.
Freshman	22	96-187	.513	115-127	.906	85	311	14.1
Sophomore	20	171-295	.580	186-223	.834	166	528	26.4
Junior	31	305-539	.565	257-318	.807	150	869	28.0
Senior	25	165-297	.556	180-203	.887	208	510	20.4
TOTALS	98	737-1318	.558	738-871	.847	609	2218	22.6

30 GARFIELD HEARD


Forward

College: Oklahoma

Height: 6-6 Weight: 219

Birthdate: 5-3-48

Experience: Rookie



Heard was the Sonics' third round choice in the 1970 collegiate draft after an outstanding collegiate career at Oklahoma.

He ended his collegiate career as the all-time leading Oklahoma rebounder with 830 retrieves and as the second best all-time Sooner scorer with 1,227 points, an average of 15.8 per game.


In his senior year, Heard established Sooner records for most field goals in one season (231), most rebounds in one season (337) and most points in a road game, 39 against Xavier of Ohio.

Heard is rated a top-notch rebounder and it was for this reason that he was a high draft choice of the Sonics. He is also quite active and has good speed.

The former Oklahoma great was named to the Big Eight All-Star team as a senior, when he averaged 21.7 points and 12.5 rebounds per game.

Garfield Heard's Collegiate Statistics

Year	G	FG	Pct.	FT	Pct.	REB	TP	AVG.
Sophomore	26	128-264	.484	54-102	.529	250	310	11.9
Junior	25	131-309	.424	67-123	.545	243	329	13.2
Senior	27	231-479	.482	126-187	.674	337	588	21.7
TOTALS	78	490-1052	.466	247-412	.599	830	1227	15.8



22 DON KOJIS

Forward

College: Marquette

Height: 6-6 Weight: 202

Birthdate: 7-15-39

Experience: 7 years

Don Kojis, a seven-year veteran of NBA warfare, brings extremely impressive credentials to the Seattle Sonics, following his acquisition from the San Diego Rockets.

Kojis has twice been selected to play in the NBA All-Star game, was the tenth leading scorer in the league two seasons back with a 22.5 point average and carries a 12.5 per game scoring average for his seven seasons of NBA activity.

The highly competitive Kojis gives the Sonics a definite boost at forward with his speed, offensive talent and defensive tenacity.

Despite missing 26 games because of an ankle injury last season, Kojis still managed to finish second in San Diego scoring with a 15.3 per game average.

He's long been regarded as one of the league's toughest competitors and teamed with Tom Meschery provides Seattle with a forward tandem that comes to play every night.

Kojis was San Diego's leading scorer during the 1967-68 season with an average of 19.7 points per game. Over the past three seasons, he's averaged 19.6 points per game as compared with his career average of 12.5.

Don Kojis' Regular Season Statistics

Season	Team	G	FG	Pct.	FT	Pct.	REB	AST	PF	TP	AVG.
63-64	Balt.	78	203-484	.419	82-146	.562	309	57	123	488	6.3
64-65	Det.	65	180-416	.433	62-98	.633	243	63	115	422	6.5
65-66	Det.	60	182-439	.415	76-141	.539	260	42	94	440	7.3
66-67	Chi.	78	329-773	.426	134-222	.604	479	70	205	792	10.2
67-68	SD	69	530-1189	.446	300-413	.726	710	176	259	1360	19.7
68-69	SD	81	687-1582	.434	446-596	.748	776	214	303	1820	22.5
69-70	SD	56	338-756	.447	181-241	.751	388	78	135	857	15.3
Totals		487	2449-5639	.4341	281-1857	.690	3165	600	1244	6179	12.5

Don Kojis' Playoff Statistics

Season	Team	G	FG	Pct.	FT	Pct.	REB	AST	PF	TP	AVG.
66-67	Chi.	3	23-48	.479	5-8	.625	30	4	10	51	17.0
68-69	SD	6	48-109	.440	25-31	.806	51	21	22	121	20.2
Totals		9	71-167	.452	30-39	.769	81	25	32	172	19.1

Don Kojis' All-Star Statistics

Season	Team	FG	Pct.	FT	Pct.	REB	AST	PF	TP
67-68	SD	2-5	.400	0-0	.000	2	1	0	4
68-69	SD	2-7	.286	4-5	.800	5	3	1	8
Totals		4-12	.333	4-5	.800	7	4	1	12

DON KOJIS 1969-70 HIGHLIGHTS

October 16 at Phoenix—Kojis hit for 27 points and grabbed 12 rebounds, but Suns prevailed over San Diego 116-114.

October 22 at San Diego—Despite a 26 point and 12 rebound effort by Kojis, the Rockets fell before Milwaukee 115-102.

November 12 at San Diego—Kojis keyed 132-119 win over Detroit with 20 points and 12 rebounds.

November 15 at San Diego—Rockets romped past Atlanta 133-118 as Kojis clicked for 27 points.

November 18 at Baltimore—Kojis tallied team high of 26 points and snared 11 rebounds, but San Diego lost 142-138 decision to Baltimore.

November 26 at San Diego—San Francisco edged Rockets 126-125, but Kojis scored 25 points and hauled down ten rebounds.

December 3 at San Diego—Kojis scored season high of 40 points, while hitting 17 of 19 from field and a perfect six of six at the foul line, in 146-131 win over Chicago.

December 5 at San Francisco—Kojis was the Rockets' top scorer with 23 points and grabbed 13 rebounds in 112-107 loss to San Francisco.

December 10 at San Diego—Rockets ripped Atlanta 126-107 with Kojis providing 28 points and 12 rebounds in the win.

December 14 at Madison, Wis.—Kojis bombed in 31 points, but Rockets suffered 118-105 loss at hands of Milwaukee.


March 12 at Cincinnati—Kojis played 27 minutes and scored 23 points as Rockets lost high-scoring 165-151 decision to Royals.

Kojis' 1969-70 Statistics by Team

Team	G	MIN	FG	Pct.	FT	Pct.	REB	AST	PF	TP	AVG.
Boston	4	148	36-74	.486	22-28	.786	38	9	8	94	23.5
Baltimore	3	102	27-52	.519	8-8	1.000	30	4	12	62	20.7
Milwaukee	4	126	34-70	.486	13-22	.591	36	6	6	81	20.3
San Francisco	5	173	36-89	.404	26-31	.839	43	8	11	98	19.6
Chicago	5	142	36-64	.563	16-22	.727	31	4	17	88	17.6
Detroit	6	182	37-76	.487	21-31	.677	42	10	14	95	15.8
Los Angeles	3	99	17-42	.405	13-15	.867	17	4	9	47	15.7
Atlanta	5	142	31-62	.500	15-20	.750	34	7	12	77	15.4
Seattle	4	109	19-49	.388	13-17	.765	25	7	6	51	12.8
Cincinnati	4	77	21-39	.538	7-10	.700	16	4	11	49	12.3
New York	4	102	18-50	.360	8-10	.800	25	4	7	44	11.0
Phoenix	6	142	24-76	.316	17-23	.739	40	7	16	65	10.8
Philadelphia	3	34	3-13	.231	2-4	.500	11	4	6	8	2.7

Kojis' Career Highs

FG	FGA	FT	FTA	REB	AST	TP
17	28	14	19	20	7	42



14 TOM MESCHERY

Forward

College: St. Mary's

Height: 6-6 Weight: 226

Birthdate: 10-26-38

Experience: 9 years

Meschery is one of the original Sonics and carries the title of team captain in addition to serving as the team's inspirational leader.

Meschery has scored 9,172 points in nine seasons of NBA play, an average of 13.1 per game. With the Sonics, Meschery has tallied 3,318 points in three campaigns, carries a per game scoring mark of 13.6 per game and has hauled down 2,328 rebounds.

What doesn't show in the statistics is his ability to come up with the big play in clutch situations. More times than not, when the Sonics need a key rebound or basket, it's the highly competitive Meschery who gets the job done.

Meschery was named Most Valuable Player, led the team in rebounding with a 10.2 average and played the most minutes (2,857) during the Sonics 1967-68 inaugural season.

The rugged Sonic forward ranks as the second leading all-time Sonic scorer, rebounder and assister, a tribute to his versatility and endurance.

This past season, Meschery was most effective against Phoenix and Detroit, averaging 19.5 points per game against the Suns and 18 points per contest against the Pistons.

Tom Meschery's Regular Season Statistics

Season	Team	G	FG	Pct.	FT	Pct.	REB	AST	PF	TP	AVG.
61-62	Phil	80	375-929	.404	216-262	.824	729	145	320	966	12.1
62-63	SF	64	397-935	.425	228-313	.728	634	104	249	1022	16.0
63-64	SF	80	436-951	.458	207-295	.702	607	149	248	1079	13.5
64-65	SF	79	361-917	.394	278-370	.751	655	106	279	1000	12.7
65-66	SF	80	401-895	.448	224-293	.765	716	81	285	1026	12.8
66-67	SF	72	293-706	.415	175-244	.717	549	94	264	761	10.6
67-68	SEA	82	473-1008	.469	244-345	.707	840	193	323	1190	14.5
68-69	SEA	82	462-1019	.453	220-299	.736	822	194	304	1144	14.0
69-70	SEA	80	394-818	.481	196-248	.790	666	157	317	984	12.3
Totals		699	3592-8178	.439	1988-2669	.744	6218	1223	2589	9172	13.1

Tom Meschery's Playoff Statistics

Season	Team	G	FG	Pct.	FT	Pct.	REB	AST	PF	TP	AVG.
61-62	Phil.	12	89-224	.397	63-73	.863	138	32	48	241	20.1
63-64	SF	12	80-181	.442	42-54	.778	87	21	37	202	16.8
66-67	SF	15	79-175	.451	35-46	.761	119	25	68	193	12.9
Totals		39	248-580	.428	140-173	.821	344	78	153	636	16.3

Tom Meschery's All-Star Statistics

62-63	SF	1-3	.333	1-2	.500	1	1	1	3
-------	----	-----	------	-----	------	---	---	---	---

TOM MESCHERY'S 1969-70 HIGHLIGHTS

November 4 at Detroit—Meschery scored 24 points, while hitting on nine of 14 field goal attempts, and snared ten rebounds in 116-102 Sonic win over Pistons.

November 13 at Seattle—Sonics stopped Detroit 117-113 as Meschery contributed 18 points and 17 rebounds.

November 14 at San Deigo—Despite 26 points and 13 rebounds by Meschery, Sonics fell before Rockets by 148-112 margin.

November 21 at Seattle—Meschery scored 23 points, hitting on 10 of 14 field goal attempts, and grabbed 12 rebounds, but Milwaukee edged Sonics 117-115.

November 29 at Seattle—Meschery made game-winning basket off a steal, scored 27 points and grabbed 11 rebounds in Sonics 130-129 win over Phoenix.

December 12 at Seattle—Phoenix downed Sonics 130-116, but Meschery did his part with 29 points, on 11 of 15 from the field and a perfect 7 of 7 from the foul line, 12 rebounds and six assists.

December 19 at Seattle—Meschery scored 26 points and collected nine rebounds as Sonics whipped Philadelphia 123-116.

December 21 at Seattle—A solid all-around effort, including 18 points and ten rebounds, aided Sonics in 112-96 triumph over San Diego.

January 10 at Detroit—Despite Meschery's efforts, Sonics fell before Detroit 129-128. Meschery scored 28 points, while hitting 11 of 13 field goal attempts, had seven assists and grabbed seven rebounds.

February 1 at Seattle—Meschery tallied 27 points, hit on 10 of 13 field goal tries and fought for 13 rebounds as Sonics edged Milwaukee 118-116.


March 13 at Portland—Sonics stopped New York 115-103 as Meschery contributed 19 points, while converting seven of ten field goal attempts, and ten rebounds.

Meschery's 1969-70 Statistics by Team

Team	G	MIN	FG	Pct.	FT	Pct.	REB	AST	PF	TP	AVG.
Phoenix	6	218	45-80	.563	27-35	.771	53	18	26	117	19.5
Detroit	6	204	42-67	.627	24-30	.800	60	12	24	108	18.0
Milwaukee	6	178	31-59	.525	22-26	.846	52	19	18	84	14.0
Cincinnati	6	183	34-63	.540	10-14	.714	45	11	23	78	13.0
San Diego	6	188	28-73	.384	18-22	.818	67	6	25	74	12.3
Boston	5	161	24-50	.480	10-11	.909	45	11	23	58	11.6
Philadelphia	6	148	32-67	.478	5-8	.625	45	11	29	69	11.5
New York	6	170	25-51	.490	18-21	.857	49	10	18	68	11.3
San Francisco	7	191	30-72	.417	16-22	.727	47	17	24	76	10.9
Los Angeles	6	155	23-48	.479	18-24	.750	49	8	19	64	10.7
Baltimore	6	173	26-62	.419	9-13	.692	50	13	28	61	10.2
Atlanta	7	163	28-66	.424	13-15	.867	51	10	30	69	9.9
Chicago	7	152	26-60	.433	6-6	1.000	53	11	30	58	8.3

Meschery's Career Highs

FG	FGA	FT	FTA	REB	AST	TP
14	30	11	15	22	8	34



45 BOB RULE

Center

College: Colorado State

Height: 6-9 Weight: 234

Birthdate: 6-29-44

Experience: 3 years

Rule, a Sonic all his professional life, enters his fourth NBA campaign rated one of the finest offensive centers in the league.

He was the fourth leading scorer in the NBA during the 1968-69 season with 1,965 points and rated seventh in scoring this past season with the same number of points.

Rule, who is virtually unstoppable around the basket and is effective with his jump shot up to the 18-foot range, has been a key performer ever since he joined the team as the second round draft choice for the 1967-68 season.

The left-handed center is Seattle's all-time career leader in scoring with 5,414 points, an average of 22.2 per game, and rebounding with 2,542 recoveries, an average of 10.4 per game.

Rule holds five Sonic single game records, including points with 49 and rebounds with 27, and also owns five Seattle single season marks, including points with 1,965 and rebounds with 941.

Nine times in his NBA career, Rule has scored 40 or more points in a single game.

During the 1967-68 season, Rule led the team in field goal percentage and came back the next year to emerge as the Sonic leader in scoring, field goal percentage and rebounding. This past campaign, the Golden One was Seattle's leading scorer and rebounder and played more minutes (2,959) than anyone on the squad.

Bob Rule's Regular Season Statistics

Season	Team	G	FG	Pct.	FT	Pct.	REB	AST	PF	TP	AVG.
67-68	SEA	82	568-1162	.489	348-529	.628	776	99	316	1484	18.1
68-69	SEA	82	776-1655	.469	413-606	.682	941	141	322	1965	24.0
69-70	SEA	80	789-1705	.463	387-542	.714	825	144	278	1965	24.6
Totals		244	2133-4522	.472	1148-1677	.684	2542	384	916	5414	22.2

Bob Rule's All-Star Statistics

Season	Team	FG	FT	REB	AST	PF	TP
69-70	SEA	2-6	1-1	4	0	2	5

BOB RULE'S 1969-70 HIGHLIGHTS

November 8 at Philadelphia—Rule led Sonics past 76ers by 125-117 margin while scoring 32 points and grabbing 16 rebounds.

November 15 at Seattle—A team record and career high of 49 points and 19 rebounds by Rule sparked 146-136 victory over Philadelphia.

November 21 at Seattle—Despite 35 points and 11 rebounds by Rule, Sonics dropped 117-115 decision to Milwaukee.

December 6 at Baltimore—Rule sparked with 40 points and 12 rebounds in pacing Sonics to 132-129 triumph over Bullets.

December 9 at Seattle—Sonics stopped Detroit 109-104 with Rule contributing 36 points and 13 rebounds.

December 11 at Seattle—Solid 28-point and 14-rebound effort by Rule paved way to 112-105 win over New York.

December 14 at Los Angeles—Rule sizzled for 45 points, while hitting 19 of 30 field goal attempts, but Lakers prevailed 131-127.

December 26 at Seattle—Sonics dropped 122-112 verdict to Boston, but Rule was good for 41 points and 13 rebounds.

February 13 at Seattle—Rule dominated play with 39 points, 13 rebounds and a 16 of 21 field goal effort in 141-138 win over Baltimore.

February 18 at Eugene, Ore.—Sonics were stopped 122-119 by San Diego, but Rule drilled home 42 points and snared 17 rebounds.


February 28 at Seattle—Rule led 140-104 rout of Chicago with 32 points and 14 rebounds.

Rule's 1969-70 Statistics by Team

Team	G	MIN	FG	Pct.	FT	Pct.	REB	AST	PF	TP	AVG.
Baltimore	6	245	78-135	.578	30-48	.625	74	6	17	186	31.0
Philadelphia	6	220	60-119	.504	50-70	.714	73	8	24	170	28.3
Los Angeles	6	228	69-140	.493	29-43	.674	65	9	19	167	27.8
Boston	6	217	64-140	.457	35-52	.673	69	8	19	163	27.2
New York	6	235	59-145	.407	33-42	.786	65	9	17	151	25.2
Phoenix	7	239	69-129	.535	32-44	.727	60	11	27	170	24.3
San Francisco	7	272	68-146	.466	31-48	.646	74	13	24	167	23.9
Milwaukee	5	189	52-125	.416	15-20	.750	38	8	16	119	23.8
San Diego	5	172	49-99	.495	17-22	.773	54	8	25	115	23.0
Atlanta	7	257	65-141	.461	26-34	.765	68	17	22	156	22.3
Cincinnati	6	225	51-115	.443	31-43	.721	56	19	22	133	22.2
Detroit	6	218	50-139	.360	32-40	.800	68	12	24	132	22.0
Chicago	7	242	55-132	.417	26-36	.722	61	16	22	136	19.4

Rule's Career Highs

FG	FGA	FT	FTA	REB	AST	TP
19	39	19	25	27	6	49



10 DICK SNYDER

Guard

College: Davidson

Height: 6-5 Weight: 207

Birthdate: 2-1-44

Experience: 4 years

An early season trade that brought Dick Snyder to the Sonics from Phoenix last October, has provided Seattle with its finest outside shooter and one of its most competitive performers.

Snyder fired a sizzling .528 from the field to establish a Sonic single season field goal accuracy mark and he was second on the team in free throw percentage with an .813 average.

Dick finished fifth in the NBA in field goal shooting with that .528 percentage and off his performance last season ranks as one of the finest outside gunners in the game.

The sharp-shooting guard averaged 13.2 points per game and was tied for team runnerup honors in assists with 342 and an average of 4.2 per game.

In addition to his shooting skill, Snyder is an aggressive and dedicated defensive performer, willing to mix it on the boards and has better than average speed.

Snyder broke into the NBA with St. Louis and played two seasons with the Hawks before going to Phoenix in the expansion draft prior to the 1968-69 season. He then came to the Sonics in trade for Art Harris on Oct. 25, 1969.

Dick Snyder's Regular Season NDA Statistics

Season	Team	G	FG	Pct.	FT	Pct.	REB	AST	PF	TP	AVG.
66-67	St. L	54	144-333	.432	46-61	.754	91	59	82	334	6.2
67-68	St. L	75	257-613	.419	129-167	.772	194	164	215	643	8.6
68-69	Pho	81	399-846	.472	185-255	.725	320	211	213	983	12.1
69-70	Ph-Sea	82	456-863	.528	169-200	.813	323	342	277	1081	13.2
Totals		292	1256-2655	.473	529-691	.766	936	776	787	3041	10.4

Dick Snyder's Playoff Statistics

Season	Team	G	FG	Pct.	FT	Pct.	REB	AST	PF	TP	AVG.
66-67	St. L	1	0-0	.000	0-0	.000	0	0	0	0	0.0
67-68	St. L	4	10-22	.455	4-5	.800	5	4	6	24	6.0
Totals		5	10-22	.455	4-5	.800	5	4	6	24	4.8

DICK SNYDER'S 1969-70 HIGHLIGHTS

December 17 at Seattle—Snyder clicked for 18 points, while hitting seven of 11 field goal attempts, five rebounds and seven assists in 117-104 win over Cincinnati.

December 30 at Seattle—Once again, Snyder had the hot hand, scoring 21 points, while hitting on ten of 18 from the field. He also had six rebounds and ten assists in 134-121 triumph over Phoenix.

January 14 at Boston—Snyder bombed in 12 of 20 from the field en route to a 26-point performance that sparked Sonics to 122-110 win over Philadelphia.

January 28 at Seattle—Sonics edged Atlanta 120-119 as Snyder fired in 23 points, while connecting on 10 of 16 field goal tries.

January 29 at Seattle—Snyder hit 11 of 16 from the field, scored 24 points and grabbed eight rebounds as Sonics swept past San Francisco 105-101.

February 13 at Seattle—A solid all-around game by Snyder, which included 31 points and nine assists, aided in 141-138 victory over Baltimore.

February 20 at Seattle—Despite 23 points and eight assists by Snyder, Sonics fell before Boston by 127-125 margin.

February 24 at Seattle—Snyder contributed 26 points and six assists in 130-122 trimming of San Francisco.

February 28 at Seattle—Sonics routed Chicago 140-104 and Snyder did his part with 20 points, five rebounds and seven assists.

March 3 at Seattle—Snyder poured in 26 points, while clicking on 12 of 18 field goal attempts, and added eight assists in 126-114 win over San Diego.


March 6 at Seattle—Snyder hit a career high of 33 points, while hitting 14 of 20 field goal attempts, and added four rebounds and six assists in 126-122 win over Cincinnati.

Snyder's 1969-70 Statistics by Team

Team	G	MIN	FG	Pct.	FT	Pct.	REB	AST	PF	TP	AVG.
Cincinnati	6	199	42-70	.600	22-27	.815	21	27	25	106	17.7
Baltimore	6	173	42-67	.627	10-15	.667	18	27	23	94	15.7
Milwaukee	4	133	26-42	.619	5-5	1.000	13	11	13	57	14.3
San Francisco	7	200	42-77	.545	15-19	.789	34	28	23	99	14.1
San Diego	8	244	49-82	.598	12-18	.667	36	34	23	110	13.8
Chicago	7	205	37-82	.451	19-22	.864	26	27	17	93	13.3
Atlanta	7	209	40-76	.526	12-12	1.000	25	25	20	92	13.1
Philadelphia	7	234	38-71	.535	14-18	.778	34	39	25	90	12.9
Boston	6	162	31-67	.463	14-17	.824	29	25	21	76	12.7
Phoenix	7	209	34-82	.415	20-22	.909	30	42	29	88	12.6
Detroit	6	177	31-57	.544	12-13	.923	20	18	20	74	12.3
New York	6	172	27-46	.587	9-11	.818	27	23	20	63	10.5
Los Angeles	5	120	17-44	.386	5-9	.556	10	16	18	39	7.8

Snyder's Career Highs

FG	FGA	FT	FTA	REB	AST	TP
14	21	11	14	12	10	33



44 ROD THORN

Guard

College: West Virginia

Height: 6-4 Weight: 191

Birthdate: 5-23-41

Experience: 7 years

The hard-luck performer of the NBA, Thorn has been plagued throughout his professional career by a series of injuries.

An off-season knee operation hampered Thorn in the early going last winter and by the time he was physically ready to play, the Sonics were set at the guard position and his playing time was limited.

Thorn did make a valuable contribution to the Sonics last season by assisting playing-coach Lenny Wilkens from the bench. When Wilkens was on the floor, he relied heavily on Thorn's judgment and assistance.

Thorn, one of the original Sonics, is an outstanding long-range shooter and, when healthy, one of the most fearless and effective guards in the league at driving to the basket.

His first year with the Sonics, during the 1967-68 season, was his best as a professional. Thorn averaged 15.2 points per game and shot .451 from the field, both single season career bests.

Once again, Thorn figures prominently in Wilkens' coaching plans as a valuable aide during game situations.

Rod Thorn's Regular Season Statistics

Season	Team	G	FG	Pct.	FT	Pct.	REB	AST	PF	TP	AVG.
63-64	Balt.	75	411-1023	.402	258-354	.729	360	281	187	1080	14.4
64-65	Det.	74	320-750	.427	176-243	.724	266	161	122	816	11.0
65-66	Det-SL	73	306-728	.420	168-236	.712	210	145	144	780	10.7
66-67	SL	67	233-524	.445	125-172	.727	160	118	88	591	8.8
67-68	SEA	66	377-835	.451	252-342	.737	265	230	117	1006	15.2
68-69	SEA	29	131-283	.463	71-97	.732	83	80	58	333	11.5
69-70	SEA	19	20-45	.444	15-24	.625	16	17	88	55	2.9
TOTALS		403	1798-4188	.429	1065-1468	.727	1360	1032	724	4661	11.5

Rod Thorn's Playoff Statistics

65-66	SL	10	12-39	.308	14-18	.778	17	10	9	38	3.8
66-67	SL	9	33-77	.429	25-27	.926	28	11	13	91	10.1
TOTALS		19	45-116	.388	39-45	.867	45s	21	22	129	6.8

Thorn's 1969-70 Statistics by Team


Team	G	MIN	FG	Pct.	FT	Pct.	REB	AST	PF	TP	AVG.
Chicago	1	7	5-6	.833	0-2	.000	1	3	0	10	10.0
Los Angeles	3	42	9-18	.500	8-11	.727	5	7	3	26	8.7
San Diego	2	6	2-5	.400	2-2	1.000	1	1	0	6	3.0
Cincinnati	1	3	1-1	1.000	0-0	.000	0	1	0	2	2.0
Philadelphia	3	6	1-2	.500	3-4	.750	1	0	1	5	1.7
Atlanta	1	2	0-0	.000	1-3	.333	2	0	0	1	1.0
New York	3	19	1-8	.125	1-2	.500	3	2	2	3	1.0
Detroit	1	3	0-1	.000	0.0	.000	0	1	1	0	0.0
Milwaukee	1	3	0-1	.000	0.0	.000	1	1	0	0	0.0
Phoenix	1	1	0-1	.000	0.0	.000	0	0	0	0	0.0
San Francisco	1	5	0-1	.000	0.0	.000	0	0	1	0	0.0

Thorn's Career Highs

FG	FGA	FT	FTA	REB	AST	TP
14	25	12	14	13	11	32

Ten Best Sonic Home Crowds

1. March 6, 1970 vs. Cincinnati 13,102
2. February 28, 1970 vs. Chicago 13,096
3. March 8, 1970 vs. Baltimore 13,058
4. November 21, 1969 vs. Milwaukee 12,920
5. February 1, 1970 vs. Milwaukee 12,660
6. October 25, 1969 vs. Los Angeles 12,536
7. March 8, 1969 vs. Baltimore 12,382
8. December 14, 1968 vs. Los Angeles 12,186
9. February 22, 1970 vs. San Francisco 11,564
10. December 17, 1967 vs. Philadelphia 11,294



19 LENNY WILKENS

Guard

College: Providence

Height: 6-1 Weight: 181

Birthdate: 10-28-37

Experience: 10 years

Wilkins, long regarded as one of the NBA's truly great backcourt performers, had another outstanding season in 1969-70 and for the first time in his ten-year career captured the NBA assist title.

The Sonic playing-coach recorded 683 assists, an average of 9.1 per game, and in the process topped his own single season personal high and established a Seattle one season record.

Wilkins continued to carry his share of the scoring burden and tallied 1,334 points, an average of 17.8 per game, to finish second on the team in point production.

In ten professional seasons, Wilkins has assisted 4,405 times and ranks fourth among all-time NBA assist leaders.

The classy Sonic backcourt ace is the all-time Seattle assist leader with 1,357, stands third in scoring and fifth in rebounding in career totals with the Sonics.

Wilkins has been named to the Western Division All-Star team seven times, including both seasons he's been with Seattle.

Lenny holds three Sonic single game marks, free throw attempts (25), free throws made (21) and assists (18), and owns four Seattle one season records, free throw attempts (710), free throws made (547), assists (683) and minutes played (3,463).

Len Wilkens' Regular Season Statistics

Season	Team	G	FG	Pct.	FT	Pct.	REB	AST	PF	TP	AVG.
60-61	SL	75	335-791	.423	220-308	.714	336	211	216	890	11.9
61-62	SL	20	140-364	.385	84-110	.764	131	116	63	364	18.2
62-63	SL	75	333-834	.399	222-319	.696	403	381	256	888	11.8
63-64	SL	78	334-808	.413	270-365	.740	335	359	287	938	12.0
64-65	SL	78	434-1048	.414	416-558	.746	365	431	283	1284	16.5
65-66	SL	69	411-954	.431	422-532	.793	322	429	248	1244	18.0
66-67	SL	78	448-1036	.432	459-583	.787	412	442	280	1355	17.4
67-68	SL	82	546-1246	.438	546-711	.768	438	679	255	1638	20.0
68-69	SEA	82	644-1462	.441	547-710	.770	511	674	294	1835	22.4
69-70	SEA	75	448-1066	.420	438-556	.787	378	683	212	1334	17.8
Totals		712	4073-9609	.424	3624-4762	.761	3631	4405	3394	11,770	16.5

LEN WILKENS' 1969-70 HIGHLIGHTS

October 28 at Seattle—Despite 28 points and 17 assists by Wilkins, Sonics were shaded by Chicago 116-114.

October 31 at Seattle—Wilkins sparked with 38 points, while hitting 11 of 18 from the field and a perfect 16 of 16 from the foul line, and 12 assists in 129-121 win over Cincinnati.

November 7 at Philadelphia—A team record 21 free throws in 25 attempts, 31 points, eight rebounds and ten assists were Wilkins' contributions to a 125-117 win over 76ers.

November 13 at Seattle—Wilkins added 23 points and 16 assists to Sonic effort in 117-113 triumph over Detroit.

November 29 at Seattle—Wilkins came up with 18 assists, a team and Seattle Coliseum record, while scoring 26 points in Sonics' 130-129 win over Phoenix.

December 6 at Baltimore—Sonics stopped Bullets 132-129 behind Wilkins' 33 points, ten rebounds and 11 assists.

January 9 at Philadelphia—Wilkins scored 31 points, grabbed six rebounds and was credited with 11 assists in 135-132 victory at expense of 76ers.

January 28 at Seattle—Solid performance by Wilkins, including 15 points, nine rebounds and 16 assists, aided Sonics in 120-119 win over Atlanta.

February 1 at Seattle—Wilkins went for 17 points, eight rebounds and 13 assists as Sonics edged Milwaukee 118-116.

February 8 at Seattle—A typical Wilkins performance, 18 points, eight rebounds and 16 assists, was instrumental in Sonics 118-117 win over Philadelphia.

February 11 at Seattle—Wilkins was good for 21 points, eight rebounds and a record-tying 18 assists as Sonics slipped past Baltimore 119-117.

February 13 at Seattle—Sonics dealt Baltimore 141-138 setback with Wilkins supplying 26 points and 16 assists.

Len Wilkens Playoff Statistics

Season	Team	G	FG	Pct.	FT	Pct.	REB	AST	PF	TP	AVG.
60-61	SL	12	63-166	.379	44-58	.759	72	42	51	170	14.2
62-63	SL	11	57-154	.370	37-49	.755	69	69	51	151	13.7
63-64	SL	12	64-143	.448	44-58	.759	60	64	42	172	14.3
64-65	SL	4	20-57	.351	24-29	.828	12	15	14	64	16.0
65-66	SL	10	57-143	.399	57-83	.687	54	70	43	171	17.1
66-67	SL	9	58-145	.400	77-90	.856	68	65	34	193	21.4
67-68	SL	6	40-91	.440	30-40	.750	38	47	23	110	18.3
Totals		64	359-899	.399	313-407	.769	373	373	258	1031	16.1

Len Wilkens' All-Star Statistics

1963	SL	2-7	.286	0-1	.000	2	3	0	4
1964	SL	1-5	.200	1-1	1.000	0	0	3	3
1965	SL	2-6	.333	4-4	1.000	3	3	3	8
1967	SL	2-6	.333	2-3	.667	2	6	2	6
1968	SL	4-10	.400	6-8	.750	3	3	1	14
1969	SEA	3-15	.200	4-5	.800	7	5	3	10
1970	SEA	5-7	.714	2-3	.667	2	4	1	12
Totals		19-56	.339	19-25	.760	17	24	13	57

Wilkens' 1969-70 Statistics by Team

Team	G	MIN	FG	Pct.	FT	Pct.	REB	AST	PF	TP	AVG.
Philadelphia	4	160	28-55	.509	42-56	.750	26	49	10	98	24.5
Cincinnati	5	198	40-77	.519	39-49	.796	23	43	16	119	23.8
Baltimore	6	261	42-105	.400	44-56	.786	35	80	17	128	21.3
Chicago	7	264	53-108	.491	42-52	.808	38	53	21	148	21.1
Detroit	6	230	38-85	.447	41-50	.820	25	55	19	117	19.5
San Francisco	5	172	31-72	.431	26-33	.788	20	28	14	88	17.6
San Diego	5	191	30-86	.349	25-33	.758	35	37	13	85	17.0
Atlanta	7	278	33-91	.363	45-56	.804	40	70	18	111	15.9
Phoenix	7	251	40-83	.482	29-39	.744	29	77	22	109	15.6
Milwaukee	6	218	29-80	.363	31-39	.795	29	49	13	89	14.8
Boston	6	190	30-74	.405	27-33	.818	20	55	15	87	14.5
New York	6	210	27-81	.333	31-41	.756	28	50	15	85	14.2
Los Angeles	5	179	27-69	.391	16-19	.842	30	37	19	70	14.0

Wilkens' Career Highs

FG	FGA	FT	FTA	REB	AST	TP
15	30	21	25	14	19	39

11 LEE WINFIELD


Guard

College: North Texas State

Height: 6-2 Weight: 174

Birthdate: 2-4-47

Experience: 1 year



Winfield, number three collegiate draft selection last year, was the surprise package of the 1969-70 season for the Sonics.

An exciting performer with outstanding skills, Winfield plays with an enthusiasm that makes him a favorite of the fans.

He has tremendous speed, exceptional jumping ability and, as his .479 field goal percentage attests, is a fine shooter.

Winfield averaged 5.6 points per game in his rookie season and gave every indication of being a solid all-around performer.

The spectacular Winfield was most effective against San Francisco, averaging 9.3 points per game and shooting a fantastic .750 from the field.

Winfield hit his career high of 24 points against the Warriors.

The slender backcourt ace is one of the most exciting performers ever to play for the Sonics and based on his rookie season performance seems destined for a long and successful NBA career.

Lee Winfield's Regular Season Statistics

Season	Team	G	FG	Pct.	FT	Pct.	REB	AST	PF	TP	AVG.
69-70	SEA	65	138-288	.479	87-116	.750	98	102	95	363	5.6

LEE WINFIELD'S 1969-70 HIGHLIGHTS

- December 2 at New York**—Winfield tallied 11 points as Sonics dropped 129-109 decision to Knicks.
- December 17 at Seattle**—A 12-point and six assist performance by Winfield, aided in 117-104 victory over Cincinnati.
- December 19 at Seattle**—Winfield contributed 11 points and eight rebounds as Sonics rolled past Philadelphia 123-116.
- December 21 at Seattle**—Sonics whipped San Diego 112-96 as Winfield added 15 points to Sonic cause.
- February 17 at Seattle**—Despite 18 points, on a blazing nine of 11 field goal effort, by Winfield, Phoenix prevailed 129-118 over Sonics.
- February 22 at Seattle**—Winfield hit career high of 24 points, while shooting 10 of 12 from the field and four of four at the foul line, in pacing Sonics to 131-127 win over San Francisco.
- February 24 at Seattle**—Sonics dumped San Francisco 130-122 and Winfield contributed 13 points and four assists.
- February 25 at Seattle**—Winfield tallied 15 points, while hitting on seven of eight field goal tries, as Sonics whipped Atlanta 120-112.
- February 28 at Seattle**—Sonics routed Chicago 140-104 and Winfield scored 12 points in just 12 minutes of playing time.
- March 6 at Seattle**—Winfield aided in 126-122 triumph over Cincinnati with 11 points.
- March 9 at Milwaukee**—Despite solid all-around effort by Winfield, 15 points, four rebounds and five assists, Sonics fell to Bucks by 124-105 margin.

Winfield's Statistics by Team

Team	G	MIN	FG	Pct.	FT	Pct.	REB	AST	PF	TP	AVG.
San Francisco	7	114	27-36	.750	11-15	.733	9	14	13	65	9.3
San Diego	6	83	16-34	.471	11-13	.846	10	7	9	43	7.2
Cincinnati	5	53	11-21	.524	12-15	.800	5	9	3	34	6.8
New York	4	45	7-16	.438	12-14	.857	10	7	10	26	6.5
Los Angeles	3	50	7-23	.304	4-5	.800	4	12	3	18	6.0
Milwaukee	5	72	11-34	.324	7-10	.700	9	14	5	29	5.8
Phoenix	6	65	15-25	.600	4-6	.667	3	11	10	34	5.7
Philadelphia	5	84	10-28	.357	8-12	.667	18	6	12	28	5.6
Chicago	6	54	10-14	.714	9-11	.818	8	4	10	29	4.8
Atlanta	6	53	11-22	.500	3-6	.500	9	7	9	25	4.2
Boston	5	60	9-19	.474	2-4	.500	9	8	7	20	4.0
Baltimore	3	15	1-5	.200	4-4	1.000	2	2	1	6	2.0
Detroit	4	23	3-10	.300	0-1	.000	2	1	3	6	1.5

Winfield's Career Highs

FG	FGA	FT	FTA	REB	AST	TP
10	15	7	8	8	6	24

ALL-TIME SONICS ROSTER

(Includes statistics compiled exclusively with Seattle)

HENRY AKIN 6-10 Morehead State

Season	G	MIN	FG	Pct.	FT	Pct.	REB	AST	PF	TP	AVG.
67-68	36	259	46-137	.336	20-31	.645	57	14	48	112	3.1

AL HAIRSTON 6-1 Bowling Green

Season	G	MIN	FG	Pct.	FT	Pct.	REB	AST	PF	TP	AVG.
68-69	39	274	38-114	.333	8-14	.571	36	38	35	84	2.2
69-70	3	20	3-8	.375	1-1	1.000	5	6	3	7	2.3
Totals	42	294	41-122	.336	9-15	.600	41	44	38	91	2.2

LU ALLEN 6-2 UCLA

Season	G	MIN	FG	Pct.	FT	Pct.	REB	AST	PF	TP	AVG.
69-70	81	1817	306-692	.442	182-249	.731	211	342	201	794	9.8

BOB BOOZER 6-8 Kansas State

Season	G	MIN	FG	Pct.	FT	Pct.	REB	AST	PF	TP	AVG.
69-70	82	2549	493-1005	.491	263-320	.822	717	110	237	1249	15.2

ART HARRIS 6-4 Stanford

Season	G	MIN	FG	Pct.	FT	Pct.	REB	AST	PF	TP	AVG.
68-69	80	2556	416-1054	.395	161-251	.641	301	258	326	993	12.4
69-70	5	178	28-73	.384	4-9	.444	19	20	11	60	12.0
Totals	85	2734	444-1127	.394	165-260	.631	320	278	337	1053	12.3

WALT HAZZARD 6-2 UCLA

Season	G	MIN	FG	Pct.	FT	Pct.	REB	AST	PF	TP	AVG.
67-68	79	2666	733-1662	.441	428-553	.774	332	493	246	1894	24.0

BOB KAUFFMAN 6-8 Guilford

Season	G	MIN	FG	Pct.	FT	Pct.	REB	AST	PF	TP	AVG.
68-69	82	1660	219-496	.442	203-289	.702	484	83	252	641	7.8

JOE KENNEDY 6-6 Duke

Season	G	MIN	FG	Pct.	FT	Pct.	REB	AST	PF	TP	AVG.
68-69	72	1241	174-441	.395	98-124	.790	241	60	158	446	6.2
69-70	14	82	3-34	.088	2-2	1.000	20	7	7	8	0.6
Totals	86	1323	177-475	.372	100-126	.793	261	67	165	454	5.3

TOMMY KRON 6-5 Kentucky

Season	G	MIN	FG	Pct.	FT	Pct.	REB	AST	PF	TP	AVG.
67-68	76	1794	277-699	.396	184-233	.790	355	281	231	738	9.7
68-69	76	1124	146-372	.392	96-137	.701	212	191	179	388	5.1
Totals	152	2918	423-1071	.395	280-370	.757	567	472	410	1126	7.4

PLUMMER LOTT 6-5 Seattle

Season	G	MIN	FG	Pct.	FT	Pct.	REB	AST	PF	TP	AVG.
67-68	44	478	46-148	.311	19-31	.613	93	36	65	111	2.5
68-69	23	160	17-66	.258	2-5	.400	30	7	9	36	1.6
Totals	67	638	63-214	.294	21-36	.583	123	43	74	147	2.2

ERWIN MUELLER 6-8 U. of San Francisco

Season	G	MIN	FG	Pct.	FT	Pct.	REB	AST	PF	TP	AVG.
68-69	26	483	69-160	.431	43-72	.597	104	62	45	181	7.0
69-70	4	69	13-32	.406	4-9	.444	14	6	6	30	7.5
Totals	30	552	82-192	.427	47-81	.580	128	68	51	211	7.0

ALL TIME SONIC ROSTER (Continued)

DORIE MURREY 6-8 Detroit

Season	G	MIN	FG	Pct.	FT	Pct.	REB	AST	PF	TP	AVG.
67-68	81	1494	211-484	.436	168-244	.689	600	68	273	590	7.3
68-69	38	465	75-194	.387	62-97	.639	149	21	81	212	5.6
69-70	81	1079	153-343	.446	136-186	.731	357	76	191	442	5.5
Totals	200	3038	439-1021	.429	366-527	.694	1106	165	545	1244	6.2

BUD OLSEN 6-8 Louisville

Season	G	MIN	FG	Pct.	FT	Pct.	REB	AST	PF	TP	AVG.
67-68	73	897	130-285	.456	17-62	.274	204	75	136	277	3.8

JOHN TRESVANT 6-7 Seattle

Season	G	MIN	FG	Pct.	FT	Pct.	REB	AST	PF	TP	AVG.
68-69	26	801	141-289	.488	72-107	.673	267	63	107	354	13.6
69-70	49	1278	217-507	.428	183-249	.735	362	95	164	617	12.6
Totals	75	2079	358-796	.450	255-356	.716	629	158	271	971	12.9

AL TUCKER 6-8 Oklahoma Baptist

Season	G	MIN	FG	Pct.	FT	Pct.	REB	AST	PF	TP	AVG.
67-68	82	2368	437-989	.442	186-263	.707	605	111	262	1060	12.9
68-69	56	1259	235-544	.432	109-171	.637	317	55	111	579	10.3
Totals	138	3627	672-1533	.438	295-434	.680	922	166	373	1639	11.8

BOB WEISS 6-3 Penn State

Season	G	MIN	FG	Pct.	FT	Pct.	REB	AST	PF	TP	AVG.
67-68	82	1614	295-686	.430	213-254	.838	150	342	137	803	9.8

GEORGE WILSON 6-8 Cincinnati

Season	G	MIN	FG	Pct.	FT	Pct.	REB	AST	PF	TP	AVG.
67-68	77	1236	179-498	.359	109-155	.703	470	56	218	467	6.1

YEAR BY YEAR HOME ATTENDANCE RECORDS

Season	No. Home Games	Total Attendance	Average Attendance
1967-68	31	202,263	6,524
1968-69	36	210,232	5,839
1969-70	36	278,444	7,734

YEAR BY YEAR RECORD

Season	W	L	Pct.	Coach	Regular Season
					Finish
1967-68	23	59	.280	Al Bianchi	5th
1968-69	30	52	.366	Al Bianchi	6th
1969-70	36	46	.439	Len Wilkens	5th

SONIC ALL-STAR GAME SELECTIONS

1968 Walt Hazzard, 9	1970 Lenny Wilkens, 9
1969 Lenny Wilkens, 9	1970 Bob Rule, C

ALL-TIME SONIC CAREER LEADERS SCORING

Pos.	Player	G	PTS	AVG.
1.	Bob Rule	244	5414	22.2
2.	Tom Meschery	244	3318	13.6
3.	Len Wilkens	157	3169	20.2
4.	Walt Hazzard	79	1894	24.0
5.	Al Tucker	138	1639	11.9

REBOUNDING

Pos.	Player	G	NO	AVG.
1.	Bob Rule	244	2542	10.4
2.	Tom Meschery	244	2328	9.5
3.	Dorie Murrey	200	1106	5.5
4.	Al Tucker	138	922	6.7
5.	Len Wilkens	157	889	5.7

ASSISTS

Pos.	Player	G	NO	AVG.
1.	Len Wilkens	157	1357	8.4
2.	Tom Meschery	244	544	2.2
3.	Walt Hazzard	79	493	6.2
4.	Tommy Kron	152	472	3.1
5.	Bob Rule	244	384	1.6

Year by Year Sonic Leaders

Leading Scorer

Season	Player	G	PTS	Avg.
1967-68	Walt Hazzard	79	1894	24.0
1968-69	Bob Rule	82	1965	24.0
1969-70	Bob Rule	80	1965	24.6

Free Throw Percentage

Season	Player	FTA	FTM	Pct.
1967-68	Bob Weiss	254	213	.838
1968-69	Len Wilkens	710	547	.770
1969-70	Bob Boozer	320	263	.822

Field Goal Percentage

Season	Player	FGA	FGM	Pct.
1967-68	Bob Rule	1162	568	.489
1968-69	Bob Rule	1655	776	.469
1969-70	Dick Snyder	863	456	.528

Rebounding

Season	Player	G	REB	Avg.
1967-68	Tom Meschery	82	840	10.2
1968-69	Bob Rule	82	941	11.5
1969-70	Bob Rule	80	825	10.3

Assists

Season	Player	G	AST	Avg.
1967-68	Walt Hazzard	79	493	6.2
1968-69	Len Wilkens	82	674	8.2
1969-70	Len Wilkens	75	683	9.1

Minutes Played

Season	Player	G	MIN	Avg.
1967-68	Tom Meschery	82	2857	34.8
1968-69	Len Wilkens	82	3463	42.2
1969-70	Bob Rule	80	2959	37.0

Personal Fouls

Season	Player	G	PF	Avg.
1967-68	Tom Meschery	82	323	3.9
1968-69	Art Harris	82	326	4.0
1969-70	Tom Meschery	80	317	4.0

Disqualifications

Season	Player	G	Disq.
1967-68	Tom Meschery	82	14
1968-69	Art Harris	82	14
1969-70	Tom Meschery	80	13

Top Ten Single Game Scoring Efforts

- 49 Bob Rule vs. Philadelphia 11/15/69
- 47 Bob Rule vs. Cincinnati 3/1/69
- 47 Bob Rule vs. Los Angeles 11/21/67
- 46 Bob Rule vs. Cincinnati 3/18/68
- 45 Bob Rule vs. Los Angeles 12/14/69
- 45 Walt Hazzard vs. San Diego 12/28/67
- 45 Walt Hazzard vs. Cincinnati 2/5/68
- 42 Bob Rule vs. Detroit 11/16/68
- 42 Bob Rule vs. San Diego 2/18/70
- 41 Bob Rule vs. Boston 12/26/69
- 41 Walt Hazzard vs. Detroit 1/19/68

Seattle SuperSonics

1969-70 Home Attendance Chart

Date	Opponent, Score	Game Att.	Total To Date	Season Avg.
Oct. 25	Los Angeles (106-130)	12,536	12,536	12,536
Oct. 28	Chicago (114-116)	3,620	16,156	8,078
Oct. 31	Cincinnati (129-121)	4,016	20,172	6,724
Nov. 13	Detroit (117-113)	4,106	24,278	6,069
Nov. 15	Philadelphia (146-136)	6,679	30,957	6,191
Nov. 19	Atlanta (116-137)	5,583	36,540	6,090
Nov. 21	Milwaukee (115-117)	12,920	49,460	7,066
Nov. 23	Boston (116-125)	5,538	54,998	6,875
Nov. 25	San Francisco (106-114)	4,001	58,999	6,555
Nov. 29	Phoenix (130-129)	9,418	68,417	6,842
Dec. 9	Detroit (109-104)	6,168	74,585	6,780
Dec. 11	New York (112-105)	10,029	84,614	7,051
Dec. 12	Phoenix (116-130)	6,146	90,760	6,981
Dec. 17	Cincinnati (117-104)	4,472	95,232	6,802
Dec. 19	Philadelphia (123-116)	6,210	101,442	6,763
Dec. 21	San Diego (112-96)	6,021	107,463	6,717
Dec. 26	Boston (112-122)	10,273	117,736	6,926
Dec. 30	Phoenix (134-121)	5,201	122,937	6,829
Jan. 1	Chicago (111-114)	5,149	128,086	6,741
Jan. 3	Los Angeles (109-126)	8,687	136,773	6,838
Jan. 24	Los Angeles (121-122)*	9,697	146,470	6,975
Jan. 28	Atlanta (120-119)	4,483	150,953	6,861
Jan. 29	San Francisco (105-101)	4,010	154,963	6,737
Feb. 1	Milwaukee (118-116)	12,660	167,623	6,984
Feb. 8	Philadelphia (118-117)	8,050	175,673	7,027
Feb. 11	Baltimore (119-117)	5,810	181,483	6,980
Feb. 13	Baltimore (141-138)	8,905	190,388	7,051
Feb. 17	Phoenix (118-129)	8,220	198,608	7,093
Feb. 20	Boston (125-127)	8,614	207,222	7,145
Feb. 22	San Francisco (131-127)	11,564	218,786	7,293
Feb. 24	San Francisco (130-122)	4,802	223,588	7,212
Feb. 25	Atlanta (120-112)	5,685	229,273	7,165
Feb. 28	Chicago (140-104)	13,096	242,369	7,344
Mar. 3	San Diego (126-114)	9,915	252,284	7,420
Mar. 6	Cincinnati (126-122)	13,102	265,386	7,582
Mar. 8	Baltimore (106-109)	13,058	278,444	7,734

* - Indicates Overtime Period

FINAL 1969-70 NBA STANDINGS

Western Division			Eastern Division				
W	L	Pct.	W	L	Pct.		
Atlanta	48	34	.585	New York	60	22	.732
Los Angeles	46	36	.561	Milwaukee	56	26	.683
Chicago	39	43	.476	Baltimore	50	32	.610
Phoenix	39	43	.476	Philadelphia	42	40	.512
SEATTLE	36	46	.439	Cincinnati	36	46	.439
San Francisco	30	52	.366	Boston	34	48	.415
San Diego	27	55	.329	Detroit	31	51	.378

1969-70 Playoff Results

Western Division – Semi-Finals

Atlanta 4, Chicago 1

Atlanta 129, Chicago 111
 Atlanta 124, Chicago 104
 Atlanta 106, Chicago 101
 Chicago 131, Atlanta 120
 Atlanta 113, Chicago 107

Los Angeles 4, Phoenix 3

Los Angeles 128, Phoenix 112
 Phoenix 114, Los Angeles 101
 Phoenix 112, Los Angeles 98
 Phoenix 112, Los Angeles 102
 Los Angeles 138, Phoenix 121
 Los Angeles 104, Phoenix 93
 Los Angeles 129, Phoenix 94

Finals

Los Angeles 4, Atlanta 0

Los Angeles 119, Atlanta 115
 Los Angeles 105, Atlanta 94
 Los Angeles 115, Atlanta 114 (overtime)
 Los Angeles 133, Atlanta 114

Eastern Division – Semi-Finals

Milwaukee 4, Philadelphia 1

Milwaukee 125, Philadelphia 118
 Philadelphia 112, Milwaukee 105
 Milwaukee 156, Philadelphia 120
 Milwaukee 118, Philadelphia 111
 Milwaukee 115, Philadelphia 106

New York 4, Baltimore 3

New York 120, Baltimore 117
 (2 OT)
 New York 106, Baltimore 99
 Baltimore 127, New York 113
 Baltimore 102, New York 92
 New York 101, Baltimore 80
 Baltimore 96, New York 87
 New York 127, Baltimore 114

Finals

New York, 4 Milwaukee 1

New York 110, Milwaukee 102
 New York 112, Milwaukee 111
 Milwaukee 101, New York 96
 New York 117, Milwaukee 105
 New York 132, Milwaukee 96

CHAMPIONSHIP SERIES

New York 4, Los Angeles 3

New York 124, Los Angeles 112
 Los Angeles 105, New York 103
 New York 111, Los Angeles 108 (overtime)
 Los Angeles 121, New York 115 (overtime)
 New York 107, Los Angeles 100
 Los Angeles 135, New York 113
 New York 113, Los Angeles 99

1969-70 NBA INDIVIDUAL LEADERS

Scoring

Player, Team	G	FG	FT	PTS	AVG.
West, Los Angeles	74	831	647	2309	31.2
Alcindor, Milwaukee	82	938	485	2361	28.8
Hayes, San Diego	82	914	428	2256	27.5
Cunningham, Philadelphia	81	802	510	2114	26.1
Hudson, Atlanta	80	830	371	2031	25.4
Hawkins, Phoenix	81	709	577	1995	24.6
Rule, Seattle	80	789	387	1965	24.6
Havlicek, Boston	81	736	488	1960	24.2
Monroe, Baltimore	82	695	532	1922	23.4
Bing, Detroit	70	575	454	1604	22.9

Field Goal Percentage

Player, Team	FG	FGA	Pct.
Green, Cincinnati	481	860	.559
Imhoff, Phila.	430	796	.540
Hudson, Atlanta	830	1564	.531
McGlocklin, Milw.	639	1206	.530
Snyder, Seattle	456	863	.528

Free Throw Percentage

Player, Team	FT	FTA	Pct.
Robinson, Milw.	439	489	.898
Walker, Chicago	483	568	.850
Mullins, San Fran.	320	378	.847
Havlicek, Boston	488	578	.844
Love, Chicago	442	525	.842

Rebounds

Player, Team	G	No.	AVG.
Hayes, San Diego	82	1386	16.9
Unsel, Baltimore	82	1370	16.7
Alcindor, Milw.	82	1190	14.5
Bridges, Atlanta	82	1181	14.4
Johnson, Baltimore	78	1086	13.9

Assists

Player, Team	G	No.	AVG.
Wilkins, Seattle	75	683	9.1
Frazier, New York	77	629	8.2
Haskins, Chicago	82	624	7.6
West, Los Angeles	74	554	7.5
Goodrich, Phoenix	81	605	7.5

NBA REGULAR SEASON DIVISION WINNERS

Western Division				Eastern Division			
Season	Champion	W	L	Champion	W	L	
1946-47	Chicago	39	22	Washington	39	22	
1947-48	St. Louis	29	19	Philadelphia	27	21	
1948-49	Rochester	45	15	Washington	38	22	
1949-50	Indianapolis	39	25	Syracuse	51	13	
1950-51	Minneapolis	44	24	Philadelphia	40	26	
1951-52	Rochester	41	25	Syracuse	40	26	
1952-53	Minneapolis	48	22	New York	47	23	
1953-54	Minneapolis	46	26	New York	44	28	
1954-55	Ft. Wayne	43	29	Syracuse	43	29	
1955-56	Ft. Wayne	37	35	Philadelphia	45	27	
1956-57	S.L./Mpls./Ft.W.	34	38	Boston	44	28	
1957-58	St. Louis	41	31	Boston	49	23	
1958-59	St. Louis	48	23	Boston	52	20	
1959-60	St. Louis	46	29	Boston	59	16	
1960-61	St. Louis	51	28	Boston	57	22	
1961-62	Los Angeles	54	26	Boston	60	20	
1962-63	Los Angeles	53	37	Boston	58	22	
1963-64	San Francisco	48	32	Boston	59	21	
1964-65	Los Angeles	49	31	Boston	62	18	
1965-66	Los Angeles	45	35	Philadelphia	55	25	
1966-67	San Francisco	44	37	Philadelphia	68	13	
1967-68	St. Louis	56	26	Philadelphia	62	20	
1968-69	Los Angeles	55	27	Baltimore	57	25	
1969-70	Atlanta	48	34	New York	60	22	

NBA CHAMPIONS

Season	Champion	Season	Champion
1946-47	Philadelphia	1958-59	Boston
1947-48	Baltimore	1959-60	Boston
1948-49	Minneapolis	1960-61	Boston
1949-50	Minneapolis	1961-62	Boston
1950-51	Rochester	1962-63	Boston
1951-52	Minneapolis	1963-64	Boston
1952-53	Minneapolis	1964-65	Boston
1953-54	Minneapolis	1965-66	Boston
1954-55	Syracuse	1966-67	Philadelphia
1955-56	Philadelphia	1967-68	Boston
1956-57	Boston	1968-69	Boston
1957-58	St. Louis	1969-70	New York

NBA YEAR BY YEAR LEADERS

Scoring

Season	Player, Team	Pts.	Season	Player, Team	Pts.
1946-47	Joe Fulks, Phil.	1,389	1958-59	Bob Pettit, St. Louis	2,105
1947-48	Max Zaslofsky, Chi.	1,007	1959-60	Wilt Chamberlain, Phil	2,707
1948-49	George Mikan, Mpls.	1,698	1960-61	Wilt Chamberlain, Phil	3,033
1949-50	George Mikan, Mpls.	1,865	1961-62	Wilt Chamberlain, Phil	4,029
1950-51	George Mikan, Mpls.	1,932	1962-63	Wilt Chamberlain, Phil	3,586
1951-52	Paul Arizin, Phil.	1,674	1963-64	Wilt Chamberlain, S.F.	2,948
1952-53	Neil Johnston, Phil.	1,564	1964-65	Wilt Chamberlain, SF-P2	5,34
1953-54	Neil Johnston, Phil.	1,759	1965-66	Wilt Chamberlain, Phil	2,649
1954-55	Neil Johnston, Phil.	1,631	1966-67	Rick Barry, S.F.	2,775
1955-56	Bob Pettit, St. Louis	1,849	1967-68	Dave Bing, Detroit	2,142
1956-57	Paul Arizin, Phil.	1,817	1968-69	Elvin Hayes, S. Diego	2,327
1957-58	George Yardley, Ft.W.	2,001	1969-70	Jerry West, L.A.	2,309

Rebounding

Season	Player, Team	No.	Season	Player, Team	No.
1950-51	Dolph Schayes, Syr.	1,080	1959-60	Wilt Chamberlain, Phil	1,941
1951-52	Larry Foust, Ft.W.	880	1960-61	Wilt Chamberlain, Phil	2,149
	Mel Hutchins, Milw.	880	1961-62	Wilt Chamberlain, Phil	2,052
1952-53	George Mikan, Mpls.	1,007	1962-63	Wilt Chamberlain, S.F.	1,946
1953-54	Harry Gallatin, N.Y.	1,098	1963-64	Bill Russell, Boston	1,930
1954-55	Neil Johnston, Phil.	1,085	1964-65	Bill Russell, Boston	1,878
1955-56	Bob Pettit, St. L.	1,164	1965-66	Wilt Chamberlain, Phil	1,943
1956-57	Maurice Stokes, Roch.	1,256	1966-67	Wilt Chamberlain, Phil	1,957
1957-58	Bill Russell, Boston	1,564	1967-68	Wilt Chamberlain, Phil	1,952
1958-59	Bill Russell, Boston	1,612	1968-69	Wilt Chamberlain, LA	1,712
			1969-70	Elvin Hayes, SD	1,386

Assists

Season	Player, Team	No.	Season	Player, Team	No.
1946-47	Ernie Calverly, Prov.	202	1958-59	Bob Cousy, Boston	557
1947-48	Howard Dallmar, Phil.	120	1959-60	Bob Cousy, Boston	715
1948-49	Bob Davies, Roch.	321	1960-61	Oscar Robertson, Cin.	690
1949-50	Dick McGuire, N.Y.	386	1961-62	Oscar Robertson, Cin.	899
1950-51	Andy Phillip, Phil.	414	1962-63	Guy Rodgers, S.F.	825
1951-52	Andy Phillip, Phil.	539	1963-64	Oscar Robertson, Cin.	868
1952-53	Bob Cousy, Boston	547	1964-65	Oscar Robertson, Cin.	861
1953-54	Bob Cousy, Boston	578	1965-66	Oscar Robertson, Cin.	847
1954-55	Bob Cousy, Boston	557	1966-67	Guy Rodgers, Chi.	908
1955-56	Bob Cousy, Boston	642	1967-68	Wilt Chamberlain, Phil.	702
1956-57	Bob Cousy, Boston	478	1968-69	Oscar Robertson, Cin.	772
1957-58	Bob Cousy, Boston	463	1969-70	Len Wilkens, Seattle	683

NBA YEAR BY YEAR LEADERS (Continued)

Field Goal Percentage

Season	Player, Team	Pct.	Season	Player, Team	Pct.
1946-47	Bob Feerick, Wash.	.401	1958-59	Ken Sears, N.Y.	.490
1947-48	Bob Feerick, Wash.	.340	1959-60	Ken Sears, N.Y.	.477
1948-49	Arnie Risen, Roch.	.423	1960-61	Wilt Chamberlain, Phil.	.505
1949-50	Alex Groza, Ind.	.478	1961-62	Walt Bellamy, Chic.	.513
1950-51	Alex Groza, Ind.	.470	1962-63	Wilt Chamberlain, SF	.528
1951-52	Paul Arizin, Phil.	.448	1963-64	Jerry Lucas, Cin.	.527
1952-53	Neil Johnston, Phil.	.452	1964-65	Wilt Chamberlain, SF-P	.510
1953-54	Ed Macauley, Boston	.486	1965-66	Wilt Chamberlain, Phil.	.540
1954-55	Larry Foust, Ft. W.	.487	1966-67	Wilt Chamberlain, Phil.	.683
1955-56	Neil Johnston, Phil.	.457	1967-68	Wilt Chamberlain, Phil.	.595
1956-57	Neil Johnston, Phil.	.447	1968-69	Wilt Chamberlain, LA	.583
1957-58	Jack Twyman, Cin.	.452	1969-70	John Green, Cincinnati	.559

Free Throw Percentage

Season	Player, Team	Pct.	Season	Player, Team	Pct.
1946-47	Fred Scolari, Wash.	.811	1958-59	Bill Sharman, Boston	.932
1947-48	Bob Feerick, Wash.	.788	1959-60	Dolph Schayes, Syr.	.892
1948-49	Bob Feerick, Wash.	.859	1960-61	Bill Sharman, Boston	.921
1949-50	Max Zaslofsky, Chi.	.843	1961-62	Dolph Schayes, Syr.	.896
1950-51	Joe Fulks, Phil.	.855	1962-63	Larry Costello, Syr.	.881
1951-52	Bob Wanzer, Roch.	.904	1963-64	Oscar Robertson, Cin.	.853
1952-53	Bill Sharman, Boston	.850	1964-65	Larry Costello, Phil.	.877
1953-54	Bill Sharman, Boston	.844	1965-66	Larry Siegfried, Boston	.881
1954-55	Bill Sharman, Boston	.897	1966-67	Adrian Smith, Cin.	.903
1955-56	Bill Sharman, Boston	.867	1967-68	Oscar Robertson, Cin.	.873
1956-57	Bill Sharman, Boston	.905	1968-69	Larry Siegfried, Boston	.864
1957-58	Dolph Schayes, Syr.	.904	1969-70	Flynn Robinson, Milw.	.898

RADIO-TELEVISION

BOB BLACKBURN

Voice of the Sonics



Bob Blackburn, a veteran of 27 years in the sportscasting profession, will be the Voice of the Sonics on both radio and television for the fourth consecutive season.

The entire 82-game league schedule will be broadcast over KOMO radio in Seattle and throughout the state of Washington on a nine-station network.

The network stations are KOMO, Seattle; KXLE, Ellensburg; KBKW, Aberdeen; KEDO, Longview; KIT, Yakima; KALE, Tri-Cities; KXLY, Spokane; KPUG, Bellingham; and KPQ, Wenatchee.

The Sonics will also televise 12 games over KTNT-TV (Channel 11) this season and those broadcasts will be simulcasts with Blackburn doing the play-by-play on both radio and television.

Prior to joining the Sonics in their inaugural campaign, Blackburn broadcast both football and basketball for Oregon State University, broadcast the Portland beaver games of the Pacific Coast League and served as sports director of KEX radio in Portland.

TELEVISION SCHEDULE

Oct. 30—Portland at Portland	Jan. 29—Los Angeles at Los Angeles
Nov. 16—Buffalo at Portland	Feb. 12—Portland at Portland
Nov. 22—Los Angeles at Los Angeles	Feb. 26—Los Angeles at Los Angeles
Nov. 26—Phoenix at Phoenix	Mar. 5—San Diego at San Diego
Dec. 16—San Francisco at San Francisco	Mar. 12—San Francisco at San Francisco
Jan. 9—Cincinnati at Cincinnati	Mar. 19—Portland at Portland

PRESS INFORMATION

Working press tickets for Seattle SuperSonics home games may be obtained from Hal Childs, Public Relations Director. The working press area will be limited to those writers representing daily newspapers and national wire services.

There is a limit of four working press tickets for each radio broadcast crew.

Passes will be issued to photographers representing daily newspapers, television stations and national wire services.

TICKET INFORMATION

Tickets for Seattle SuperSonics home games may be purchased at the team office, located at 158 Thomas Street.

Tickets are priced at \$6, \$4.50, \$3.50 and \$2.

Sonics All-Time Record vs. Opponents


ATLANTA		CINCINNATI		PHILADELPHIA	
W	L	W	L	W	L
Home3	6	Home5	3	Home3	6
Road1	10	Road2	6	Road2	4
Neutral0	1	Neutral2	1	Neutral1	3
Total4	17	Total9	10	Total6	13

BALTIMORE		DETROIT		PHOENIX	
W	L	W	L	W	L
Home3	3	Home5	2	Home4	3
Road2	5	Road1	6	Road2	3
Neutral3	3	Neutral0	5	Neutral0	1
Total8	11	Total6	13	Total6	7

BOSTON		LOS ANGELES		SAN DIEGO	
W	L	W	L	W	L
Home1	8	Home5	5	Home5	2
Road2	3	Road0	10	Road4	6
Neutral2	3	Neutral0	0	Neutral1	2
Total5	14	Total5	15	Total10	10

CHICAGO		MILWAUKEE		SAN FRANCISCO	
W	L	W	L	W	L
Home6	4	Home3	1	Home5	6
Road4	5	Road0	6	Road3	8
Neutral1	2	Neutral3	1	Neutral0	0
Total11	11	Total6	8	Total8	14

NEW YORK	
W	L
Home2	4
Road0	7
Neutral3	3
Total5	14



35 DON SMITH

Forward

College: Iowa State

Height: 6-9 Weight: 235

Birthdate: 4-7-46

Experience: 2 years

Smith came to the Sonics in a pre-season trade which sent Lucius Allen and Bob Boozer to Milwaukee, but the rugged rebounder was dilatory in reporting and did not join the team until just prior to the opening league game.

He was acquired to shore up Seattle's rebounding and based on his record in the NBA should do exactly that.

In two seasons of NBA play, Smith has averaged a rebound every 2.55 minutes. That's rather impressive when it's remembered that Elvin Hayes of San Diego led the league in rebounding last season and he averaged one rebound every 2.65 minutes.

The newest Sonic played collegiately at Iowa State, where he earned All-America rating and completed his career as the Big Eight's second leading all-time rebounder and third leading scorer.

He was drafted on the first round by Cincinnati in 1968 and midway through his rookie season was traded to Milwaukee, where he played last season.

Don Smith's Regular Season Statistics

Season	Team	G	FG	Pct.	FT	Pct.	REB	AST	PF	TP	AVG.
68-69	Cin-Mil	49	144-390	.369	70-113	.619	409	37	115	358	7.3
69-70	Milw.	80	237-546	.434	119-185	.643	603	62	167	593	7.4
Totals		129	381-936	.408	189-298	.634	1012	99	282	951	7.4

Don Smith's Playoff Statistics

69-70	Milw.	7	11-19	.579	8-10	.800	26	4	5	30	4.3
-------	-------	---	-------	------	------	------	----	---	---	----	-----

"THE GREAT ONES"

**SEATTLE
SUPERSONICS
McKesson Vitamin C
A WINNING TEAM**

The SONICS use
McKesson Vitamin C – Why don't you?



McKesson
Candy-like
VITAMIN C

*... is simply delicious! Chew like
candy! It tastes as much like an orange
as an orange*

McKesson
VITAMIN C



*... No higher quality anywhere.
High quality at money saving prices*

BUY AT THE DRUG STORE NEAR YOU

